

## Suyaki Unoiled

The original yakisugi “shou sugi ban” siding. Charred, unbrushed, and unoiled Suyaki is the visual and cultural benchmark standard for the entire yakisugi product category. Certified ASTM E84 Class A Flame Spread. This product is very delicate and not suitable for high-traffic applications. It will blemish, is difficult to handle, and is not for the faint of heart. This is a great option for owners who appreciate the organic, natural beauty of wood and want to savor it as a living, evolving finish. Delivered ready to install.

Copy and Paste into Appropriate CSI Division  
SECTION 06 26 00 or 07 46 00  
CHARRED WOOD SIDING



Scan QR code for pricing, sustainability and other data

Profile	Grade		
	Select	Premium Clear	Clear Vertical Grain
1 x 6 x 12 Shiplap	SA2000	–	–
1 x 6 x 12 S3S Square Edge	SB2000	–	–
1 x 8 x 12 Shiplap	SE2000	–	–
1 x 8 x 12 S3S Square Edge	SF2000	–	–
1 x 2 x 12 S3S Square Edge	–	–	SG2000
5/4 x 2-1/2 x 12 S3S Square Edge	–	SH2000	–
5/4 x 5 x 12 S3S Square Edge	–	SJ2000	–
5/4 x 8 x 12 S3S Square Edge	SL2000	–	–

### Considerations

- Handle with extreme care.
- Installers and the jobsite will get covered in soot during installation.
- Our most pure, all-in yakisugi option.
- Arguably the most beautiful black color there is in architecture.
- The most fire-resistant natural wood siding that we are aware of.
- Blemishes and soot erosion will develop over time and are the nature of this very traditional material.
- Soot residue, caking, and abrasion damage is unavoidable and will cause the finish to blemish, especially along board edges. This is a natural characteristic of this product and can be touched up as required.

### Patina Scale



The Patina Scale has been developed by Nakamoto Forestry to approximate how its products will weather over time—from 0 (“less patina/more color longevity”) to 10 (“less color longevity/more patina”). However, every product weathers at a different rate due to local conditions, and the Patina Scale is intended as general guidance only, and is solely for informational purposes. Nakamoto Forestry makes no guarantees, representations, or warranties, express or implied, regarding the appearance or color longevity of its products after installation.

### Wood Grade Select



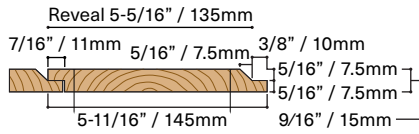
JAS “Small Knot” grade allows for up to 20 tight or 10 dead knots per 79” (2m) board length. Unlimited combination of heartwood and sapwood, pith allowed. Checks allowed to 1/16” as long as plank stability, weather-resistance, and cosmetics are not adversely affected.

**Profiles and Dimensions**

(diagrams below are 20% actual size)

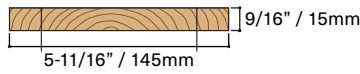
**1 x 6 x 12 Shiplap**

- Charred 3 sides
- 145-11/16" (3700mm) length
- 5.33 SF/piece



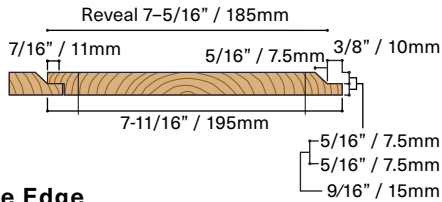
**1 x 6 x 12 S3S Square Edge**

- Charred 3 sides
- 145-11/16" (3700mm) length
- 5.75 SF/piece



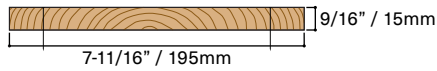
**1 x 8 x 12 Shiplap**

- Charred 3 sides
- 145-11/16" (3700mm) length
- 7.33 SF/piece



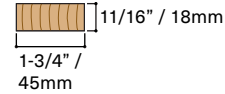
**1 x 8 x 12 S3S Square Edge**

- Charred 3 sides
- 145-11/16" (3700mm) length
- 7.75 SF/piece



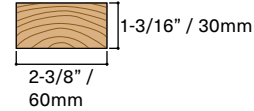
**1 x 2 x 12 S3S Square Edge**

- Charred 3 sides
- 145-11/16" (3700mm) length
- 1.77 SF/piece



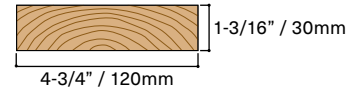
**5/4 x 2-1/2 x 12 S3S Square Edge**

- Charred 3 sides
- 145-11/16" (3700mm) length
- 2.4 SF/piece



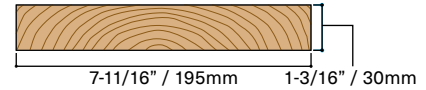
**5/4 x 5 x 12 S3S Square Edge**

- Charred 3 sides
- 145-11/16" (3700mm) length
- 4.81 SF/piece



**5/4 x 8 x 12 S3S Square Edge**

- Charred 3 sides
- 145-11/16" (3700mm) length
- 7.78 SF/piece



\*Dimensional shrinkage after manufacture is possible due to being a solid-sawn wood product.

**Prefinish**

The species, millwork, and heat treatment process make yakisugi "shou sugi ban" naturally resistant to pests, moisture, and fire. Coatings and stains are technically unnecessary for this product category. Leaving the wood unoiled allows it to weather naturally, according to the local climate. Unoiled siding can always be oiled in the future to add color or consistency.

**Prefinish Options**

N/A

**Prefinish Color**

N/A

**Pressure-Treated Fire Retardant**

Not Available

**Field Cuts**

Coat all field cuts and rips with touch up oil

**Species**

*Cryptomeria japonica*, a monotypic genus in the cypress family native to Japan. The Japanese name is "sugi", as in yakisugi and "shou sugi ban". In English it is colloquially called Japanese cedar.

**Manufacturer**

**Nakamoto Forestry North America**

Warehouse & Office (By Appt Only)

7320 NE 55th Ave.  
Portland Oregon 97218  
Tel. (503) 512-6780

**Installation Details**

**For installation instructions see:**

[nakamotoforestry.com/installation](http://nakamotoforestry.com/installation)

**Overage**

Please add a healthy overage ranging 15-25%, as shipping additional material can be expensive

**Fastening (Exterior)**

Two ring or screw-shank headed face nails or screws per furring strip within 1" of each edge

**Substrate (Exterior)**

Rigid furring maximum 16" on-center

**Installation Layout**

Vertical or horizontal, all profiles

**Fire Resistance**

ASTM E-84 Class A



## Suyaki Tung Oil Black

The original yakisugi “shou sugi ban” siding, sealed to be user-friendly. The charred, unbrushed, and oiled surface is suitable for exterior applications. It has a leathery texture with maximum wood and color longevity, and an even black color. This product is delicate and will blemish. It is not suitable for high-traffic applications. Delivered ready to install.

Copy and Paste into Appropriate CSI Division  
SECTION 06 26 00 or 07 46 00  
CHARRED WOOD SIDING



Scan QR code for pricing, sustainability and other data

Profile	Grade		
	Select	Premium Clear	Clear Vertical Grain
1 x 6 x 12 Shiplap	SA2411	–	–
1 x 6 x 12 S3S Square Edge	SB2411	–	–
1 x 8 x 12 Shiplap	SE2411	–	–
1 x 8 x 12 S3S Square Edge	SF2411	–	–
1 x 2 x 12 S3S Square Edge	–	–	SG2411
5/4 x 2-1/2 x 12 S3S Square Edge	–	SH2411	–
5/4 x 5 x 12 S3S Square Edge	–	SJ2411	–
5/4 x 8 x 12 S3S Square Edge	SL2411	–	–

### Considerations


- Handle with extreme care.
- User-friendly material with a leathery surface that will patina slowly over time.
- Blemishes and soot erosion will develop over time and are the nature of this very traditional material.
- Easy touch up if scratched or scuffed.
- Soot residue, caking, and abrasion damage is unavoidable and will cause the finish to blemish, especially along board edges. This is a natural characteristic of this product and can be touched up as required.
- To prevent blocking between boards as well as abrasion blemishes, keep boards slip-sheeted until installation.

### Patina Scale



The Patina Scale has been developed by Nakamoto Forestry to approximate how its products will weather over time—from 0 (“less patina/more color longevity”) to 10 (“less color longevity/more patina”). However, every product weathers at a different rate due to local conditions, and the Patina Scale is intended as general guidance only, and is solely for informational purposes. Nakamoto Forestry makes no guarantees, representations, or warranties, express or implied, regarding the appearance or color longevity of its products after installation.

### Wood Grade Select



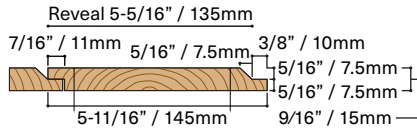
JAS "Small Knot" grade allows for up to 20 tight or 10 dead knots per 79" (2m) board length. Unlimited combination of heartwood and sapwood, pith allowed. Checks allowed to 1/16" as long as plank stability, weather-resistance, and cosmetics are not adversely affected.

**Profiles and Dimensions**

(diagrams below are 20% actual size)

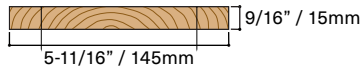
**1 x 6 x 12 Shiplap**

- Charred 3 sides
- 145-11/16" (3700mm) length
- 5.33 SF/piece



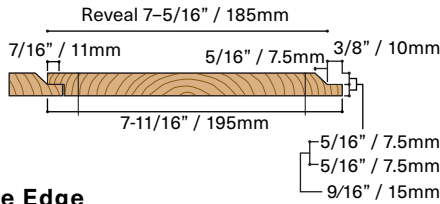
**1 x 6 x 12 S3S Square Edge**

- Charred 3 sides
- 145-11/16" (3700mm) length
- 5.75 SF/piece



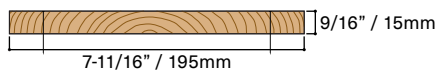
**1 x 8 x 12 Shiplap**

- Charred 3 sides
- 145-11/16" (3700mm) length
- 7.33 SF/piece



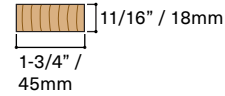
**1 x 8 x 12 S3S Square Edge**

- Charred 3 sides
- 145-11/16" (3700mm) length
- 7.75 SF/piece



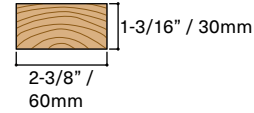
**1 x 2 x 12 S3S Square Edge**

- Charred 3 sides
- 145-11/16" (3700mm) length
- 1.77 SF/piece



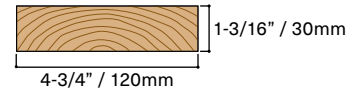
**5/4 x 2-1/2 x 12 S3S Square Edge**

- Charred 3 sides
- 145-11/16" (3700mm) length
- 2.4 SF/piece



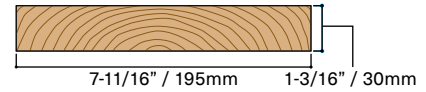
**5/4 x 5 x 12 S3S Square Edge**

- Charred 3 sides
- 145-11/16" (3700mm) length
- 4.81 SF/piece



**5/4 x 8 x 12 S3S Square Edge**

- Charred 3 sides
- 145-11/16" (3700mm) length
- 7.78 SF/piece



\*Dimensional shrinkage after manufacture is possible due to being a solid-sawn wood product.

**Prefinish**

Our unique tung oil blend was custom formulated specifically for exterior Suyaki®. This oil stain penetrates into and stabilizes the delicate soot layer, making it easier to handle during installation. The black pigment makes the siding very consistent in tone. The leathery texture will blemish and weather over time, and can easily be touched up.

**Prefinish Options**

Coated face only

**Prefinish Color**

Black

**Pressure-Treated Fire Retardant**

Not Available

**Field Cuts**

Coat all field cuts and rips with touch up oil

**Species**

*Cryptomeria japonica*, a monotypic genus in the cypress family native to Japan. The Japanese name is "sugi", as in yakisugi and "shou sugi ban". In English it is colloquially called Japanese cedar.

**Manufacturer**

**Nakamoto Forestry North America**

Warehouse & Office (By Appt Only)

7320 NE 55th Ave.  
Portland Oregon 97218  
Tel. (503) 512-6780

**Installation Details**

**For installation instructions see:**

[nakamotoforestry.com/installation](http://nakamotoforestry.com/installation)

**Overage**

Please add a healthy overage ranging 15-25%, as shipping additional material can be expensive

**Fastening (Exterior)**

Two ring or screw-shank headed face nails or screws per furring strip within 1" of each edge

**Substrate (Exterior)**

Rigid furring maximum 16" on-center

**Installation Layout**

Vertical or horizontal, all profiles

**Fire Resistance**

ASTM E-84 Class B



**Suyaki Polyurethane Black**

The original yakisugi “shou sugi ban” paneling, sealed to be user-friendly. The charred, unbrushed, and sealed surface is suitable for interior applications. It has a hard, durable, non-toxic, and washable surface, with even black color. Delivered ready to install.

Copy and Paste into Appropriate CSI Division  
SECTION 06 26 00 or 07 46 00  
CHARRED WOOD PANELING




Scan QR code for pricing, sustainability and other data

Profile	Grade		
	Select	Premium Clear	Clear Vertical Grain
1 x 6 x 12 Shiplap	SA2551	-	-
1 x 6 x 12 S3S Square Edge	SB2551	-	-
1 x 8 x 12 Shiplap	SE2551	-	-
1 x 8 x 12 S3S Square Edge	SF2551	-	-
1 x 2 x 12 S3S Square Edge	-	-	SG2551
5/4 x 2-1/2 x 12 S3S Square Edge	-	SH2551	-
5/4 x 5 x 12 S3S Square Edge	-	SJ2551	-
5/4 x 8 x 12 S3S Square Edge	SL2551	-	-

**Considerations**

- Easily touch up field cuts or damage with water-based polyurethane tinted black.
- Can be ripped, back-planed and glued up for interior door or cabinet applications.
- Non-toxic polyurethane coating.
- Not suitable for any exterior applications or prolonged exposure to moisture.
- Soot residue, caking, and abrasion damage is unavoidable and will cause the finish to blemish, especially along board edges. This is a natural characteristic of this product and can be touched up as required.
- To prevent blocking between boards as well as abrasion blemishes, keep boards slip-sheeted until installation.

**Wood Grade Select**



JAS "Small Knot" grade allows for up to 20 tight or 10 dead knots per 79" (2m) board length. Unlimited combination of heartwood and sapwood, pith allowed. Checks allowed to 1/16" as long as plank stability, weather-resistance, and cosmetics are not adversely affected.

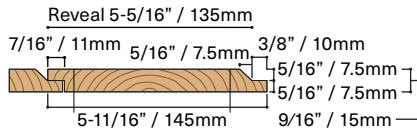


**Profiles and Dimensions**

(diagrams below are 20% actual size)

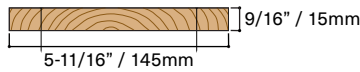
**1 x 6 x 12 Shiplap**

- Charred 3 sides
- 145-11/16" (3700mm) length
- 5.33 SF/piece



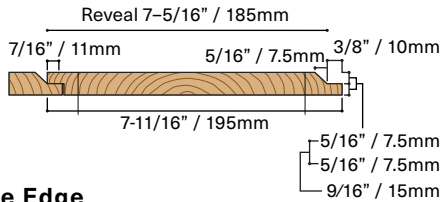
**1 x 6 x 12 S3S Square Edge**

- Charred 3 sides
- 145-11/16" (3700mm) length
- 5.75 SF/piece



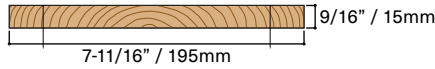
**1 x 8 x 12 Shiplap**

- Charred 3 sides
- 145-11/16" (3700mm) length
- 7.33 SF/piece



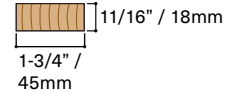
**1 x 8 x 12 S3S Square Edge**

- Charred 3 sides
- 145-11/16" (3700mm) length
- 7.75 SF/piece



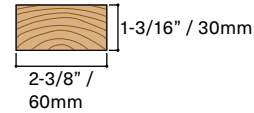
**1 x 2 x 12 S3S Square Edge**

- Charred 3 sides
- 145-11/16" (3700mm) length
- 1.77 SF/piece



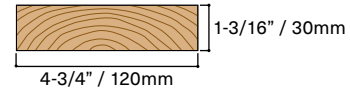
**5/4 x 2-1/2 x 12 S3S Square Edge**

- Charred 3 sides
- 145-11/16" (3700mm) length
- 2.4 SF/piece



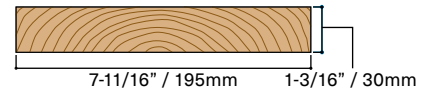
**5/4 x 5 x 12 S3S Square Edge**

- Charred 3 sides
- 145-11/16" (3700mm) length
- 4.81 SF/piece



**5/4 x 8 x 12 S3S Square Edge**

- Charred 3 sides
- 145-11/16" (3700mm) length
- 7.78 SF/piece



\*Dimensional shrinkage after manufacture is possible due to being a solid-sawn wood product.

**Prefinish**

The non-toxic interior polyurethane coating is clean and hard and protects the wood from dirt and abrasion. It can easily be wiped clean with a moist cloth or touched up with most water-based polyurethanes. It is not suitable for exterior applications or where the siding is consistently exposed to moisture.

**Prefinish Options**

Coated 6 sides

**Prefinish Color**

Black

**Pressure-Treated Fire Retardant**

Not Available

**Field Cuts**

Coat all field cuts and rips with touch up oil

**Species**

*Cryptomeria japonica*, a monotypic genus in the cypress family native to Japan. The Japanese name is "sugi", as in yakisugi and "shou sugi ban". In English it is colloquially called Japanese cedar.

**Manufacturer**

**Nakamoto Forestry North America**

Warehouse & Office (By Appt Only)

7320 NE 55th Ave.  
Portland Oregon 97218  
Tel. (503) 512-6780

**Installation Details**

**For installation instructions see:**

[nakamotoforestry.com/installation](http://nakamotoforestry.com/installation)

**Overage**

Please add a healthy overage ranging 15-25%, as shipping additional material can be expensive

**Fastening (Interior)**

Tube adhesive and pin nails

**Substrate (Interior)**

Per design specifications

**Installation Layout**

Vertical or horizontal, all profiles

**Fire Resistance**

ASTM E-84 Class C



**Gendai Unoil**

Yakisugi “shou sugi ban” siding and paneling. The top layer of soot has been gently brushed off, leaving a smooth, consistent, and dark surface. Uncoated Gendai is a quintessential Japanese wabi-sabi siding material that quickly develops a rich patina from exposure. It is naturally weather- and fire-resistant due to being heat-treated. This is a great option for owners who appreciate the organic, natural beauty of wood and want to savor it as a living, changing finish. Can be coated with an oil finish at installation or any time in future. Available burned both faces (S4S) for fencing or louver applications. Delivered ready to install.

Copy and Paste into Appropriate CSI Division  
SECTION 06 26 00 or 07 46 00  
CHARRED WOOD [SIDING] [&] [PANELING]



Scan QR code for pricing, sustainability and other data

Profile	Grade			
	Select	Premium Clear	Clear Vertical Grain	Select+Fire Retardant
1 x 6 x 12 Shiplap	GA2000	GD2000	–	XA2000
1 x 6 x 12 S3S Square Edge	GB2000	–	–	–
1 x 6 x 12 S4S Square Edge	GC2000	–	–	–
1 x 8 x 12 Shiplap	GE2000	–	–	–
1 x 8 x 12 S3S Square Edge	GF2000	–	–	–
1 x 2 x 12 S3S Square Edge	–	–	GG2000	–
5/4 x 2-1/2 x 12 S3S Square Edge	–	GH2000	–	–
5/4 x 2-1/2 x 12 S4S Square Edge	–	GI2000	–	–
5/4 x 5 x 12 S3S Square Edge	–	GJ2000	–	–
5/4 x 5 x 12 S4S Square Edge	–	GK2000	–	–
5/4 x 8 x 12 S3S Square Edge	GL2000	–	–	–

**Considerations**

- Our most dramatic sabi patina product.
- Every project will weather differently due to unique microclimates.
- Traditionally used on interior ceilings as an air purifier.
- Soot residue, caking, and erosion, especially along board edges, is unavoidable and is the nature of this product.
- Can be coated with an oil finish at installation or any time in future.

**Patina Scale**



The Patina Scale has been developed by Nakamoto Forestry to approximate how its products will weather over time—from 0 (“less patina/more color longevity”) to 10 (“less color longevity/more patina”). However, every product weathers at a different rate due to local conditions, and the Patina Scale is intended as general guidance only, and is solely for informational purposes. Nakamoto Forestry makes no guarantees, representations, or warranties, express or implied, regarding the appearance or color longevity of its products after installation.

**Wood Grade**

**Select**



JAS “Small Knot” grade allows for up to 20 tight or 10 dead knots per 79” (2m) board length. Unlimited combination of heartwood and sapwood, pith allowed. Checks allowed to 1/16” as long as plank stability, weather-resistance, and cosmetics are not adversely affected.

**Premium Clear**



Premium Clear grade allows for up to 4 tight or 3 dead pinhole knots per 79” (2m) board length. Unlimited combination of heartwood and sapwood, no face pith allowed. Checks allowed to 1/16” as long as plank stability, weather-resistance, and cosmetics are not adversely affected.

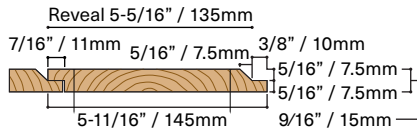


**Profiles and Dimensions**

(diagrams below are 20% actual size)

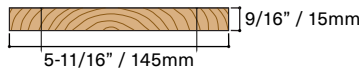
**1 x 6 x 12 Shiplap**

- Charred 3 sides
- 145-11/16" (3700mm) length
- 5.33 SF/piece



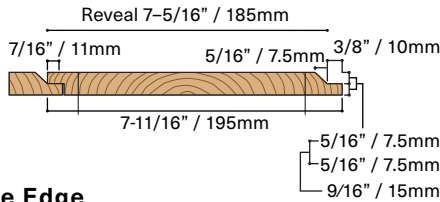
**1 x 6 x 12 S3S & S4S Square Edge**

- Charred 3 or 4 sides
- 145-11/16" (3700mm) length
- 5.75 SF/piece



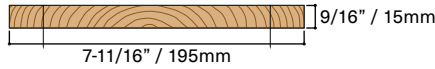
**1 x 8 x 12 Shiplap**

- Charred 3 sides
- 145-11/16" (3700mm) length
- 7.33 SF/piece



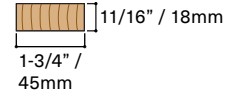
**1 x 8 x 12 S3S Square Edge**

- Charred 3 sides
- 145-11/16" (3700mm) length
- 7.75 SF/piece



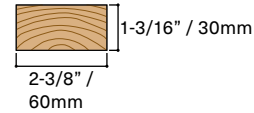
**1 x 2 x 12 S3S Square Edge**

- Charred 3 sides
- 145-11/16" (3700mm) length
- 1.77 SF/piece



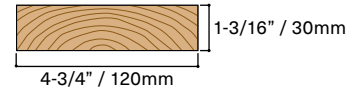
**5/4 x 2-1/2 x 12 S3S & S4S Square Edge**

- Charred 3 or 4 sides
- 145-11/16" (3700mm) length
- 2.4 SF/piece



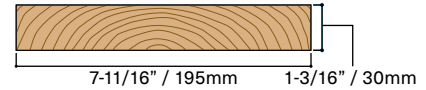
**5/4 x 5 x 12 S3S & S4S Square Edge**

- Charred 3 or 4 sides
- 145-11/16" (3700mm) length
- 4.81 SF/piece



**5/4 x 8 x 12 S3S Square Edge**

- Charred 3 sides
- 145-11/16" (3700mm) length
- 7.78 SF/piece



\*Dimensional shrinkage after manufacture is possible due to being a solid-sawn wood product.

**Prefinish**

The species, millwork and heat treatment process make yakisugi "shou sugi ban" naturally resistant to pests, moisture, and fire. Coatings and stains are technically unnecessary for this product category. Leaving the wood unoiled allows it to weather naturally, according to the local climate. Unoiled siding can always be oiled in the future to add color or consistency.

**Prefinish Options**

N/A

**Prefinish Color**

N/A

**Pressure-Treated Fire Retardant**

Available Select grade 1x6x12 shiplap only

**Field Cuts**

Coat all field cuts and rips with touch up oil

**Species**

*Cryptomeria japonica*, a monotypic genus in the cypress family native to Japan. The Japanese name is "sugi", as in yakisugi and "shou sugi ban". In English it is colloquially called Japanese cedar.

**Manufacturer**

**Nakamoto Forestry North America**

Warehouse & Office (By Appt Only)

7320 NE 55th Ave.  
Portland Oregon 97218  
Tel. (503) 512-6780

**Installation Details**

**For installation instructions see:**

[nakamotoforestry.com/installation](http://nakamotoforestry.com/installation)

**Overage**

Please add a healthy overage ranging 15-25%, as shipping additional material can be expensive

**Fastening (Exterior)**

Two ring or screw-shank headed face nails or screws per furring strip within 1" of each edge

**Substrate (Exterior)**

Rigid furring maximum 16" on-center

**Fastening (Interior)**

Tube adhesive and pin nails

**Substrate (Interior)**

Per design specifications

**Installation Layout**

Vertical or horizontal, all profiles

**Fire Resistance**

ASTM E-84 Class B without fire retardant, Class A with fire retardant (SKU# XA2000).



**Gendai Alkyd Black**

Yakisugi “shou sugi ban” siding and paneling. The top layer of delicate soot has been gently brushed off, leaving a smooth, consistent and dark surface. Two coats of a plant-derived architectural grade alkyd oil prefinish is applied prior to shipment. Suitable for exterior and interior applications. Available burned both faces (S4S) for fencing or louver applications. Delivered ready to install.

Copy and Paste into Appropriate CSI Division  
**SECTION 06 26 00 or 07 46 00**  
**CHARRED WOOD [SIDING] [&] [PANELING]**



Scan QR code for pricing, sustainability and other data

Profile	Grade		
	Select	Premium Clear	Clear Vertical Grain
1 x 6 x 12 Shiplap	GA2321	GD2321	-
1 x 6 x 12 S3S Square Edge	GB2321	-	-
1 x 6 x 12 S4S Square Edge	GC2321	-	-
1 x 8 x 12 Shiplap	GE2321	-	-
1 x 8 x 12 S3S Square Edge	GF2321	-	-
1 x 2 x 12 S3S Square Edge	-	-	GG2321
5/4 x 2-1/2 x 12 S3S Square Edge	-	GH2321	-
5/4 x 2-1/2 x 12 S4S Square Edge	-	GI2321	-
5/4 x 5 x 12 S3S Square Edge	-	GJ2321	-
5/4 x 5 x 12 S4S Square Edge	-	GK2321	-
5/4 x 8 x 12 S3S Square Edge	GL2321	-	-

**Considerations**


- Our most priced and rendered product during initial yakisugi “shou sugi ban” general siding specification.
- Use a minimum amount of touch up oil and immediately wipe off residue to prevent glossy spots.
- Matches most project aesthetics.
- Soot residue, caking, and erosion is unavoidable and will cause the finish to blemish, especially along board edges. This is a natural characteristic of this product.
- To prevent blocking between boards as well as abrasion blemishes, keep boards slip-sheeted until installation.

**Patina Scale**



The Patina Scale has been developed by Nakamoto Forestry to approximate how its products will weather over time—from 0 (“less patina/more color longevity”) to 10 (“less color longevity/more patina”). However, every product weathers at a different rate due to local conditions, and the Patina Scale is intended as general guidance only, and is solely for informational purposes. Nakamoto Forestry makes no guarantees, representations, or warranties, express or implied, regarding the appearance or color longevity of its products after installation.

**Wood Grade Select**



JAS “Small Knot” grade allows for up to 20 tight or 10 dead knots per 79” (2m) board length. Unlimited combination of heartwood and sapwood, pith allowed. Checks allowed to 1/16” as long as plank stability, weather-resistance, and cosmetics are not adversely affected.

**Premium Clear**



Premium Clear grade allows for up to 4 tight or 3 dead pinhole knots per 79” (2m) board length. Unlimited combination of heartwood and sapwood, no face pith allowed. Checks allowed to 1/16” as long as plank stability, weather-resistance, and cosmetics are not adversely affected.

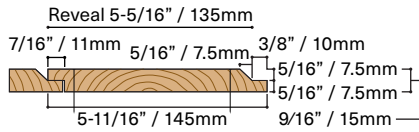


**Profiles and Dimensions**

(diagrams below are 20% actual size)

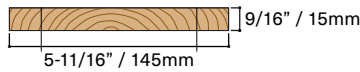
**1 x 6 x 12 Shiplap**

- Charred 3 sides
- 145-11/16" (3700mm) length
- 5.33 SF/piece



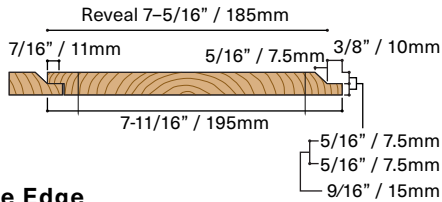
**1 x 6 x 12 S3S & S4S Square Edge**

- Charred 3 or 4 sides
- 145-11/16" (3700mm) length
- 5.75 SF/piece



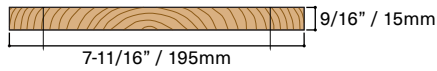
**1 x 8 x 12 Shiplap**

- Charred 3 sides
- 145-11/16" (3700mm) length
- 7.33 SF/piece



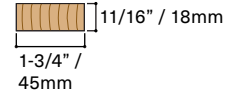
**1 x 8 x 12 S3S Square Edge**

- Charred 3 sides
- 145-11/16" (3700mm) length
- 7.75 SF/piece



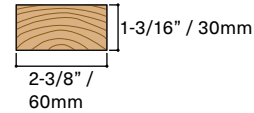
**1 x 2 x 12 S3S Square Edge**

- Charred 3 sides
- 145-11/16" (3700mm) length
- 1.77 SF/piece



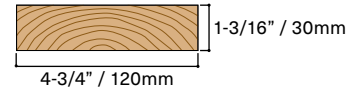
**5/4 x 2-1/2 x 12 S3S & S4S Square Edge**

- Charred 3 or 4 sides
- 145-11/16" (3700mm) length
- 2.4 SF/piece



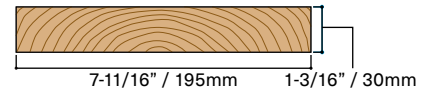
**5/4 x 5 x 12 S3S & S4S Square Edge**

- Charred 3 or 4 sides
- 145-11/16" (3700mm) length
- 4.81 SF/piece



**5/4 x 8 x 12 S3S Square Edge**

- Charred 3 sides
- 145-11/16" (3700mm) length
- 7.78 SF/piece



\*Dimensional shrinkage after manufacture is possible due to being a solid-sawn wood product.

**Prefinish**

The semi-solid alkyd oil stain is a permeable yet protective coating, with good texture and color. It is a very durable water-based stain, resistant to moisture and UV radiation. The alkyd oil stain is a great option for those who are looking for color consistency over natural patina. Soot residue, caking, and erosion is unavoidable and will cause the finish to blemish and fade, especially along board edges.

**Prefinish Options**

2 coats face: Coated on face and back only

**Prefinish Color**

Black

**Pressure-Treated Fire Retardant**

Not available

**Field Cuts**

Coat all field cuts and rips with touch up oil

**Species**

*Cryptomeria japonica*, a monotypic genus in the cypress family native to Japan. The Japanese name is "sugi", as in yakisugi and "shou sugi ban". In English it is colloquially called Japanese cedar.

**Manufacturer**

**Nakamoto Forestry North America**

Warehouse & Office (By Appt Only)

7320 NE 55th Ave.  
Portland Oregon 97218  
Tel. (503) 512-6780

**Installation Details**

**For installation instructions see:**

[nakamotoforestry.com/installation](http://nakamotoforestry.com/installation)

**Overage**

Please add a healthy overage ranging 15-25%, as shipping additional material can be expensive

**Fastening (Exterior)**

Two ring or screw-shank headed face nails or screws per furring strip within 1" of each edge

**Substrate (Exterior)**

Rigid furring maximum 16" on-center

**Fastening (Interior)**

Tube adhesive and pin nails

**Substrate (Interior)**

Per design specifications

**Installation Layout**

Vertical or horizontal, all profiles

**Fire Resistance**

ASTM E-84 Class B



**Gendai Alkyd Dark Gray**

Yakisugi “shou sugi ban” siding and paneling. The top layer of delicate soot has been gently brushed off, leaving a smooth, consistent and dark surface. Two coats of a plant-derived architectural grade alkyd oil prefinish is applied prior to shipment. Suitable for exterior and interior applications. Available burned both faces (S4S) for fencing or louver applications. Delivered ready to install.

Copy and Paste into Appropriate CSI Division  
SECTION 06 26 00 or 07 46 00  
CHARRED WOOD [SIDING] [&] [PANELING]



Scan QR code for pricing, sustainability and other data

Profile	Grade		
	Select	Premium Clear	Clear Vertical Grain
1 x 6 x 12 Shiplap	GA2325	GD2325	–
1 x 6 x 12 S3S Square Edge	GB2325	–	–
1 x 6 x 12 S4S Square Edge	GC2325	–	–
1 x 8 x 12 Shiplap	GE2325	–	–
1 x 8 x 12 S3S Square Edge	GF2325	–	–
1 x 2 x 12 S3S Square Edge	–	–	GG2325
5/4 x 2-1/2 x 12 S3S Square Edge	–	GH2325	–
5/4 x 2-1/2 x 12 S4S Square Edge	–	GI2325	–
5/4 x 5 x 12 S3S Square Edge	–	GJ2325	–
5/4 x 5 x 12 S4S Square Edge	–	GK2325	–
5/4 x 8 x 12 S3S Square Edge	GL2325	–	–

**Considerations**

- Use a minimum amount of touch up oil and immediately wipe off residue to prevent glossy spots.
- Soot residue, caking, and erosion is unavoidable and will cause the finish to blemish, especially along board edges. This is a natural characteristic of this product.
- To prevent blocking between boards as well as abrasion blemishes, keep boards slip-sheeted until installation.

**Patina Scale**




The Patina Scale has been developed by Nakamoto Forestry to approximate how its products will weather over time—from 0 (“less patina/more color longevity”) to 10 (“less color longevity/more patina”). However, every product weathers at a different rate due to local conditions, and the Patina Scale is intended as general guidance only, and is solely for informational purposes. Nakamoto Forestry makes no guarantees, representations, or warranties, express or implied, regarding the appearance or color longevity of its products after installation.

**Wood Grade  
Select**



JAS “Small Knot” grade allows for up to 20 tight or 10 dead knots per 79” (2m) board length. Unlimited combination of heartwood and sapwood, pith allowed. Checks allowed to 1/16” as long as plank stability, weather-resistance, and cosmetics are not adversely affected.

**Premium Clear**



Premium Clear grade allows for up to 4 tight or 3 dead pinhole knots per 79” (2m) board length. Unlimited combination of heartwood and sapwood, no face pith allowed. Checks allowed to 1/16” as long as plank stability, weather-resistance, and cosmetics are not adversely affected.

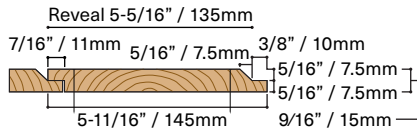


**Profiles and Dimensions**

(diagrams below are 20% actual size)

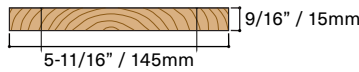
**1 x 6 x 12 Shiplap**

- Charred 3 sides
- 145-11/16" (3700mm) length
- 5.33 SF/piece



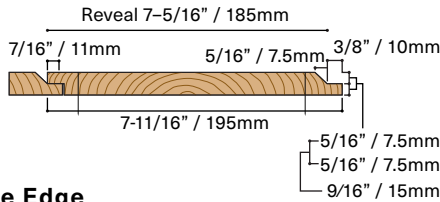
**1 x 6 x 12 S3S & S4S Square Edge**

- Charred 3 or 4 sides
- 145-11/16" (3700mm) length
- 5.75 SF/piece



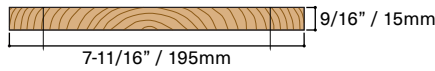
**1 x 8 x 12 Shiplap**

- Charred 3 sides
- 145-11/16" (3700mm) length
- 7.33 SF/piece



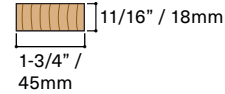
**1 x 8 x 12 S3S Square Edge**

- Charred 3 sides
- 145-11/16" (3700mm) length
- 7.75 SF/piece



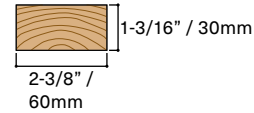
**1 x 2 x 12 S3S Square Edge**

- Charred 3 sides
- 145-11/16" (3700mm) length
- 1.77 SF/piece



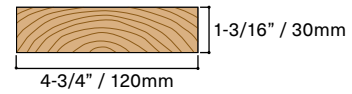
**5/4 x 2-1/2 x 12 S3S & S4S Square Edge**

- Charred 3 or 4 sides
- 145-11/16" (3700mm) length
- 2.4 SF/piece



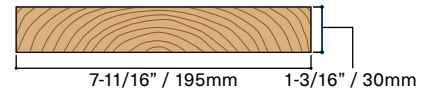
**5/4 x 5 x 12 S3S & S4S Square Edge**

- Charred 3 or 4 sides
- 145-11/16" (3700mm) length
- 4.81 SF/piece



**5/4 x 8 x 12 S3S Square Edge**

- Charred 3 sides
- 145-11/16" (3700mm) length
- 7.78 SF/piece



\*Dimensional shrinkage after manufacture is possible due to being a solid-sawn wood product.

**Prefinish**

The semi-solid alkyd oil stain is a permeable yet protective coating, with good texture and color. It is a very durable water-based stain, resistant to moisture and UV radiation. The alkyd oil stain is a great option for those who are looking for color consistency over natural patina. Soot residue, caking, and erosion is unavoidable and will cause the finish to blemish and fade, especially along board edges.

**Prefinish Options**

2 coats face: Coated on face and back only

**Prefinish Color**

Dark Gray

**Pressure-Treated Fire Retardant**

Not available

**Field Cuts**

Coat all field cuts and rips with touch up oil

**Species**

*Cryptomeria japonica*, a monotypic genus in the cypress family native to Japan. The Japanese name is "sugi", as in yakisugi and "shou sugi ban". In English it is colloquially called Japanese cedar.

**Manufacturer**

**Nakamoto Forestry North America**

Warehouse & Office (By Appt Only)

7320 NE 55th Ave.  
Portland Oregon 97218  
Tel. (503) 512-6780

**Installation Details**

**For installation instructions see:**

[nakamotoforestry.com/installation](http://nakamotoforestry.com/installation)

**Overage**

Please add a healthy overage ranging 15-25%, as shipping additional material can be expensive

**Fastening (Exterior)**

Two ring or screw-shank headed face nails or screws per furring strip within 1" of each edge

**Substrate (Exterior)**

Rigid furring maximum 16" on-center

**Fastening (Interior)**

Tube adhesive and pin nails

**Substrate (Interior)**

Per design specifications

**Installation Layout**

Vertical or horizontal, all profiles

**Fire Resistance**

ASTM E-84 Class B



**Gendai Alkyd Light Gray**

Yakisugi “shou sugi ban” siding and paneling. The top layer of delicate soot has been gently brushed off, leaving a smooth, consistent and dark surface. Two coats of a plant-derived architectural grade alkyd oil prefinish is applied prior to shipment. Suitable for exterior and interior applications. Available burned both faces (S4S) for fencing or louver applications. Delivered ready to install.

Copy and Paste into Appropriate CSI Division  
SECTION 06 26 00 or 07 46 00  
CHARRED WOOD [SIDING] [&] [PANELING]



Scan QR code for pricing, sustainability and other data

Profile	Grade		
	Select	Premium Clear	Clear Vertical Grain
1 x 6 x 12 Shiplap	GA2326	GD2326	–
1 x 6 x 12 S3S Square Edge	GB2326	–	–
1 x 6 x 12 S4S Square Edge	GC2326	–	–
1 x 8 x 12 Shiplap	GE2326	–	–
1 x 8 x 12 S3S Square Edge	GF2326	–	–
1 x 2 x 12 S3S Square Edge	–	–	GG2326
5/4 x 2-1/2 x 12 S3S Square Edge	–	GH2326	–
5/4 x 2-1/2 x 12 S4S Square Edge	–	GI2326	–
5/4 x 5 x 12 S3S Square Edge	–	GJ2326	–
5/4 x 5 x 12 S4S Square Edge	–	GK2326	–
5/4 x 8 x 12 S3S Square Edge	GL2326	–	–

**Considerations**

- Use a minimum amount of touch up oil and immediately wipe off residue to prevent glossy spots.
- Light gray color conceals fading better than other color options.
- Soot residue, caking, and erosion is unavoidable and will cause the finish to blemish, especially along board edges. This is a natural characteristic of this product.
- To prevent blocking between boards as well as abrasion blemishes, keep boards slip-sheeted until installation.

**Patina Scale**



The Patina Scale has been developed by Nakamoto Forestry to approximate how its products will weather over time—from 0 (“less patina/more color longevity”) to 10 (“less color longevity/more patina”). However, every product weathers at a different rate due to local conditions, and the Patina Scale is intended as general guidance only, and is solely for informational purposes. Nakamoto Forestry makes no guarantees, representations, or warranties, express or implied, regarding the appearance or color longevity of its products after installation.

**Wood Grade  
Select**



JAS “Small Knot” grade allows for up to 20 tight or 10 dead knots per 79” (2m) board length. Unlimited combination of heartwood and sapwood, pith allowed. Checks allowed to 1/16” as long as plank stability, weather-resistance, and cosmetics are not adversely affected.

**Premium Clear**



Premium Clear grade allows for up to 4 tight or 3 dead pinhole knots per 79” (2m) board length. Unlimited combination of heartwood and sapwood, no face pith allowed. Checks allowed to 1/16” as long as plank stability, weather-resistance, and cosmetics are not adversely affected.

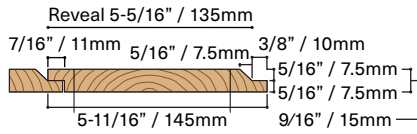


**Profiles and Dimensions**

(diagrams below are 20% actual size)

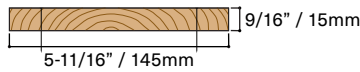
**1 x 6 x 12 Shiplap**

- Charred 3 sides
- 145-11/16" (3700mm) length
- 5.33 SF/piece



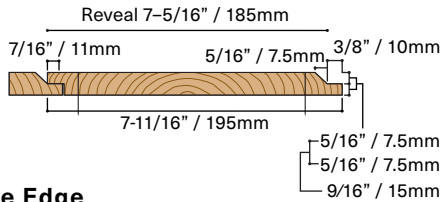
**1 x 6 x 12 S3S & S4S Square Edge**

- Charred 3 or 4 sides
- 145-11/16" (3700mm) length
- 5.75 SF/piece



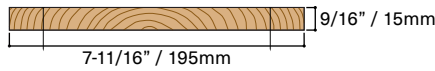
**1 x 8 x 12 Shiplap**

- Charred 3 sides
- 145-11/16" (3700mm) length
- 7.33 SF/piece



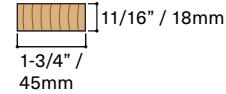
**1 x 8 x 12 S3S Square Edge**

- Charred 3 sides
- 145-11/16" (3700mm) length
- 7.75 SF/piece



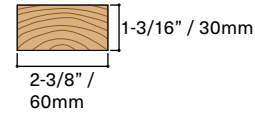
**1 x 2 x 12 S3S Square Edge**

- Charred 3 sides
- 145-11/16" (3700mm) length
- 1.77 SF/piece



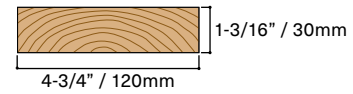
**5/4 x 2-1/2 x 12 S3S & S4S Square Edge**

- Charred 3 or 4 sides
- 145-11/16" (3700mm) length
- 2.4 SF/piece



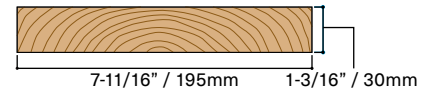
**5/4 x 5 x 12 S3S & S4S Square Edge**

- Charred 3 or 4 sides
- 145-11/16" (3700mm) length
- 4.81 SF/piece



**5/4 x 8 x 12 S3S Square Edge**

- Charred 3 sides
- 145-11/16" (3700mm) length
- 7.78 SF/piece



\*Dimensional shrinkage after manufacture is possible due to being a solid-sawn wood product.

**Prefinish**

The semi-solid alkyd oil stain is a permeable yet protective coating, with good texture and color. It is a very durable water-based stain, resistant to moisture and UV radiation. The alkyd oil stain is a great option for those who are looking for color consistency over natural patina. Soot residue, caking, and erosion is unavoidable and will cause the finish to blemish and fade, especially along board edges.

**Prefinish Options**

2 coats face: Coated on face and back only

**Prefinish Color**

Light Gray

**Pressure-Treated Fire Retardant**

Not available

**Field Cuts**

Coat all field cuts and rips with touch up oil

**Species**

*Cryptomeria japonica*, a monotypic genus in the cypress family native to Japan. The Japanese name is "sugi", as in yakisugi and "shou sugi ban". In English it is colloquially called Japanese cedar.

**Manufacturer**

**Nakamoto Forestry North America**

Warehouse & Office (By Appt Only)

7320 NE 55th Ave.  
Portland Oregon 97218  
Tel. (503) 512-6780

**Installation Details**

**For installation instructions see:**

[nakamotoforestry.com/installation](http://nakamotoforestry.com/installation)

**Overage**

Please add a healthy overage ranging 15-25%, as shipping additional material can be expensive

**Fastening (Exterior)**

Two ring or screw-shank headed face nails or screws per furring strip within 1" of each edge

**Substrate (Exterior)**

Rigid furring maximum 16" on-center

**Fastening (Interior)**

Tube adhesive and pin nails

**Substrate (Interior)**

Per design specifications

**Installation Layout**

Vertical or horizontal, all profiles

**Fire Resistance**

ASTM E-84 Class B



**Gendai Alkyd Natural**

Yakisugi “shou sugi ban” siding and paneling. The top layer of delicate soot has been gently brushed off, leaving a smooth, consistent and dark surface. Two coats of a plant-derived architectural grade alkyd oil prefinish is applied prior to shipment. Suitable for exterior and interior applications. Available burned both faces (S4S) for fencing or louver applications. Delivered ready to install.

Copy and Paste into Appropriate CSI Division  
**SECTION 06 26 00 or 07 46 00**  
**CHARRED WOOD [SIDING] [&] [PANELING]**



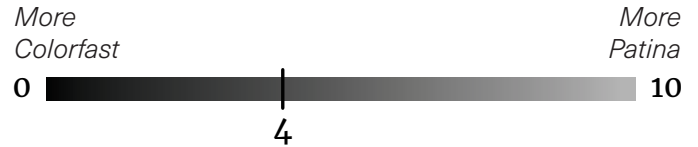
Scan QR code for pricing, sustainability and other data

Profile	Grade		
	Select	Premium Clear	Clear Vertical Grain
1 x 6 x 12 Shiplap	GA2322	GD2322	–
1 x 6 x 12 S3S Square Edge	GB2322	–	–
1 x 6 x 12 S4S Square Edge	GC2322	–	–
1 x 8 x 12 Shiplap	GE2322	–	–
1 x 8 x 12 S3S Square Edge	GF2322	–	–
1 x 2 x 12 S3S Square Edge	–	–	GG2322
5/4 x 2-1/2 x 12 S3S Square Edge	–	GH2322	–
5/4 x 2-1/2 x 12 S4S Square Edge	–	GI2322	–
5/4 x 5 x 12 S3S Square Edge	–	GJ2322	–
5/4 x 5 x 12 S4S Square Edge	–	GK2322	–
5/4 x 8 x 12 S3S Square Edge	GL2322	–	–

**Considerations**

- Designed to gradually fade from dark to medium brown, then to tan and gray over several years. Gendai with Alkyd Oil Natural cannot be returned to the factory color, however it can be recoated with pigmented stains any time in future.
- Soot residue, caking, and erosion is unavoidable and will cause the finish to blemish, especially along board edges. This is a natural characteristic of this product.
- To prevent blocking between boards as well as abrasion blemishes, keep boards slip-sheeted until installation.

**Patina Scale**



The Patina Scale has been developed by Nakamoto Forestry to approximate how its products will weather over time—from 0 (“less patina/more color longevity”) to 10 (“less color longevity/more patina”). However, every product weathers at a different rate due to local conditions, and the Patina Scale is intended as general guidance only, and is solely for informational purposes. Nakamoto Forestry makes no guarantees, representations, or warranties, express or implied, regarding the appearance or color longevity of its products after installation.

**Wood Grade Select**



JAS “Small Knot” grade allows for up to 20 tight or 10 dead knots per 79” (2m) board length. Unlimited combination of heartwood and sapwood, pith allowed. Checks allowed to 1/16” as long as plank stability, weather-resistance, and cosmetics are not adversely affected.

**Premium Clear**



Premium Clear grade allows for up to 4 tight or 3 dead pinhole knots per 79” (2m) board length. Unlimited combination of heartwood and sapwood, no face pith allowed. Checks allowed to 1/16” as long as plank stability, weather-resistance, and cosmetics are not adversely affected.

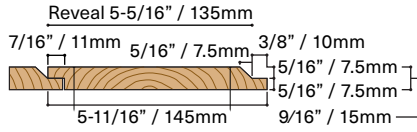


**Profiles and Dimensions**

(diagrams below are 20% actual size)

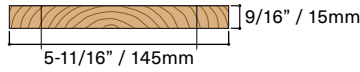
**1 x 6 x 12 Shiplap**

- Charred 3 sides
- 145-11/16" (3700mm) length
- 5.33 SF/piece



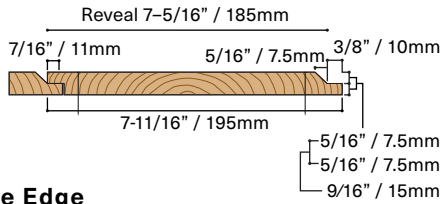
**1 x 6 x 12 S3S & S4S Square Edge**

- Charred 3 or 4 sides
- 145-11/16" (3700mm) length
- 5.75 SF/piece



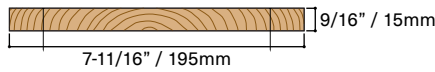
**1 x 8 x 12 Shiplap**

- Charred 3 sides
- 145-11/16" (3700mm) length
- 7.33 SF/piece



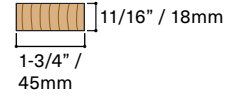
**1 x 8 x 12 S3S Square Edge**

- Charred 3 sides
- 145-11/16" (3700mm) length
- 7.75 SF/piece



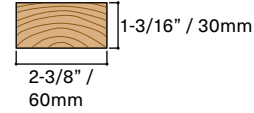
**1 x 2 x 12 S3S Square Edge**

- Charred 3 sides
- 145-11/16" (3700mm) length
- 1.77 SF/piece



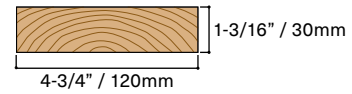
**5/4 x 2-1/2 x 12 S3S & S4S Square Edge**

- Charred 3 or 4 sides
- 145-11/16" (3700mm) length
- 2.4 SF/piece



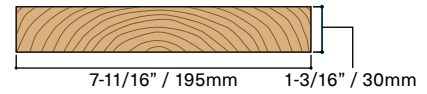
**5/4 x 5 x 12 S3S & S4S Square Edge**

- Charred 3 or 4 sides
- 145-11/16" (3700mm) length
- 4.81 SF/piece



**5/4 x 8 x 12 S3S Square Edge**

- Charred 3 sides
- 145-11/16" (3700mm) length
- 7.78 SF/piece



\*Dimensional shrinkage after manufacture is possible due to being a solid-sawn wood product.

**Prefinish**

The semi-solid alkyd oil stain is a permeable yet protective coating, with good texture and color. It is a very durable water-based stain, resistant to moisture and UV radiation. The alkyd oil stain is a great option for those who are looking for color consistency over natural patina. Soot residue, caking, and erosion is unavoidable and will cause the finish to blemish and fade, especially along board edges.

**Prefinish Options**

2 coats face: Coated on face and back only

**Prefinish Color**

Natural

**Pressure-Treated Fire Retardant**

Not available

**Field Cuts**

Coat all field cuts and rips with touch up oil

**Species**

*Cryptomeria japonica*, a monotypic genus in the cypress family native to Japan. The Japanese name is "sugi", as in yakisugi and "shou sugi ban". In English it is colloquially called Japanese cedar.

**Manufacturer**

**Nakamoto Forestry North America**

Warehouse & Office (By Appt Only)

7320 NE 55th Ave.  
Portland Oregon 97218  
Tel. (503) 512-6780

**Installation Details**

**For installation instructions see:**

[nakamotoforestry.com/installation](http://nakamotoforestry.com/installation)

**Overage**

Please add a healthy overage ranging 15-25%, as shipping additional material can be expensive

**Fastening (Exterior)**

Two ring or screw-shank headed face nails or screws per furring strip within 1" of each edge

**Substrate (Exterior)**

Rigid furring maximum 16" on-center

**Fastening (Interior)**

Tube adhesive and pin nails

**Substrate (Interior)**

Per design specifications

**Installation Layout**

Vertical or horizontal, all profiles

**Fire Resistance**

ASTM E-84 Class B



**Gendai Alkyd Brown**

Yakisugi “shou sugi ban” siding and paneling. The top layer of delicate soot has been gently brushed off, leaving a smooth, consistent and dark surface. Two coats of a plant-derived architectural grade alkyd oil prefinish is applied prior to shipment. Suitable for exterior and interior applications. Available burned both faces (S4S) for fencing or louver applications. Delivered ready to install.

**Copy and Paste into Appropriate CSI Division**  
**SECTION 06 26 00 or 07 46 00**  
**CHARRED WOOD [SIDING] [&] [PANELING]**



Scan QR code for pricing, sustainability and other data

Profile	Grade		
	Select	Premium Clear	Clear Vertical Grain
1 x 6 x 12 Shiplap	GA2324	GD2324	–
1 x 6 x 12 S3S Square Edge	GB2324	–	–
1 x 6 x 12 S4S Square Edge	GC2324	–	–
1 x 8 x 12 Shiplap	GE2324	–	–
1 x 8 x 12 S3S Square Edge	GF2324	–	–
1 x 2 x 12 S3S Square Edge	–	–	GG2324
5/4 x 2-1/2 x 12 S3S Square Edge	–	GH2324	–
5/4 x 2-1/2 x 12 S4S Square Edge	–	GI2324	–
5/4 x 5 x 12 S3S Square Edge	–	GJ2324	–
5/4 x 5 x 12 S4S Square Edge	–	GK2324	–
5/4 x 8 x 12 S3S Square Edge	GL2324	–	–

**Considerations**

- Use a minimum amount of touch up oil and immediately wipe off residue to prevent glossy spots.
- Soot residue, caking, and erosion is unavoidable and will cause the finish to blemish, especially along board edges. This is a natural characteristic of this product.
- To prevent blocking between boards as well as abrasion blemishes, keep boards slip-sheeted until installation.

**Patina Scale**



The Patina Scale has been developed by Nakamoto Forestry to approximate how its products will weather over time—from 0 (“less patina/more color longevity”) to 10 (“less color longevity/more patina”). However, every product weathers at a different rate due to local conditions, and the Patina Scale is intended as general guidance only, and is solely for informational purposes. Nakamoto Forestry makes no guarantees, representations, or warranties, express or implied, regarding the appearance or color longevity of its products after installation.

**Wood Grade Select**



JAS “Small Knot” grade allows for up to 20 tight or 10 dead knots per 79” (2m) board length. Unlimited combination of heartwood and sapwood, pith allowed. Checks allowed to 1/16” as long as plank stability, weather-resistance, and cosmetics are not adversely affected.

**Premium Clear**



Premium Clear grade allows for up to 4 tight or 3 dead pinhole knots per 79” (2m) board length. Unlimited combination of heartwood and sapwood, no face pith allowed. Checks allowed to 1/16” as long as plank stability, weather-resistance, and cosmetics are not adversely affected.

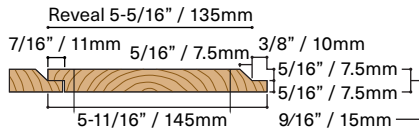


**Profiles and Dimensions**

(diagrams below are 20% actual size)

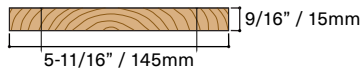
**1 x 6 x 12 Shiplap**

- Charred 3 sides
- 145-11/16" (3700mm) length
- 5.33 SF/piece



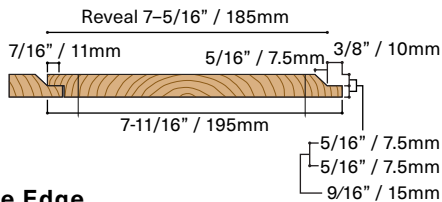
**1 x 6 x 12 S3S & S4S Square Edge**

- Charred 3 or 4 sides
- 145-11/16" (3700mm) length
- 5.75 SF/piece



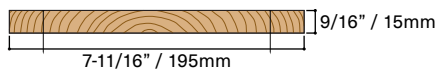
**1 x 8 x 12 Shiplap**

- Charred 3 sides
- 145-11/16" (3700mm) length
- 7.33 SF/piece



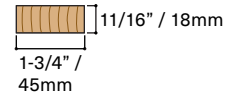
**1 x 8 x 12 S3S Square Edge**

- Charred 3 sides
- 145-11/16" (3700mm) length
- 7.75 SF/piece



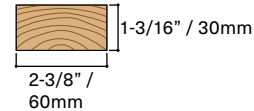
**1 x 2 x 12 S3S Square Edge**

- Charred 3 sides
- 145-11/16" (3700mm) length
- 1.77 SF/piece



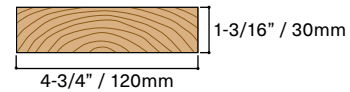
**5/4 x 2-1/2 x 12 S3S & S4S Square Edge**

- Charred 3 or 4 sides
- 145-11/16" (3700mm) length
- 2.4 SF/piece



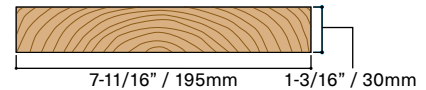
**5/4 x 5 x 12 S3S & S4S Square Edge**

- Charred 3 or 4 sides
- 145-11/16" (3700mm) length
- 4.81 SF/piece



**5/4 x 8 x 12 S3S Square Edge**

- Charred 3 sides
- 145-11/16" (3700mm) length
- 7.78 SF/piece



\*Dimensional shrinkage after manufacture is possible due to being a solid-sawn wood product.

**Prefinish**

The semi-solid alkyd oil stain is a permeable yet protective coating, with good texture and color. It is a very durable water-based stain, resistant to moisture and UV radiation. The alkyd oil stain is a great option for those who are looking for color consistency over natural patina. Soot residue, caking, and erosion is unavoidable and will cause the finish to blemish and fade, especially along board edges.

**Prefinish Options**

2 coats face: Coated on face and back only

**Prefinish Color**

Brown

**Pressure-Treated Fire Retardant**

Not available

**Field Cuts**

Coat all field cuts and rips with touch up oil

**Species**

*Cryptomeria japonica*, a monotypic genus in the cypress family native to Japan. The Japanese name is "sugi", as in yakisugi and "shou sugi ban". In English it is colloquially called Japanese cedar.

**Manufacturer**

**Nakamoto Forestry North America**

Warehouse & Office (By Appt Only)

7320 NE 55th Ave.  
Portland Oregon 97218  
Tel. (503) 512-6780

**Installation Details**

**For installation instructions see:**

[nakamotoforestry.com/installation](http://nakamotoforestry.com/installation)

**Overage**

Please add a healthy overage ranging 15-25%, as shipping additional material can be expensive

**Fastening (Exterior)**

Two ring or screw-shank headed face nails or screws per furring strip within 1" of each edge

**Substrate (Exterior)**

Rigid furring maximum 16" on-center

**Fastening (Interior)**

Tube adhesive and pin nails

**Substrate (Interior)**

Per design specifications

**Installation Layout**

Vertical or horizontal, all profiles

**Fire Resistance**

ASTM E-84 Class B



**Gendai Weathering Stain Silver**

Yakisugi “shou sugi ban” siding. The top layer of delicate soot has been gently brushed off, leaving a smooth and consistent surface. Suitable for exterior applications. Available burned both faces (S4S) for fencing or louver applications. A weathering stain is applied prior to shipment. Our weathering stain is designed to mimic the look of moisture-aged, silver wood. The initial silver pigment in the stain will wash off of the walls within the first several seasons, leaving them to turn a beautiful and unique gray-silver. The color will continue to change and patina over time. Delivered ready to install.

**Copy and Paste into Appropriate CSI Division**  
**SECTION 06 26 00 or 07 46 00**  
**CHARRED WOOD SIDING**



**Scan QR code for pricing, sustainability and other data**

Profile	Grade		
	Select	Premium Clear	Clear Vertical Grain
1 x 6 x 12 Shiplap	GA2618	GD2618	–
1 x 6 x 12 S3S Square Edge	GB2618	–	–
1 x 6 x 12 S4S Square Edge	GC2618	–	–
1 x 8 x 12 Shiplap	GE2618	–	–
1 x 8 x 12 S3S Square Edge	GF2618	–	–
1 x 2 x 12 S3S Square Edge	–	–	GG2618
5/4 x 2-1/2 x 12 S3S Square Edge	–	GH2618	–
5/4 x 2-1/2 x 12 S4S Square Edge	–	GI2618	–
5/4 x 5 x 12 S3S Square Edge	–	GJ2618	–
5/4 x 5 x 12 S4S Square Edge	–	GK2618	–
5/4 x 8 x 12 S3S Square Edge	GL2618	–	–

**Considerations**

- This patina siding product has a unique living finish.
- Designed to weather from pigmented silver to faded silver over time.
- Due to its composition, the factory silver stain can be uneven in color and tone, and can appear blotchy.
- Soot residue, caking, and erosion is unavoidable and will cause the finish to blemish, especially along board edges. This is a natural characteristic of this product.

**Patina Scale**



The Patina Scale has been developed by Nakamoto Forestry to approximate how its products will weather over time—from 0 (“less patina/more color longevity”) to 10 (“less color longevity/more patina”). However, every product weathers at a different rate due to local conditions, and the Patina Scale is intended as general guidance only, and is solely for informational purposes. Nakamoto Forestry makes no guarantees, representations, or warranties, express or implied, regarding the appearance or color longevity of its products after installation.

**Wood Grade**

**Select**



JAS “Small Knot” grade allows for up to 20 tight or 10 dead knots per 79” (2m) board length. Unlimited combination of heartwood and sapwood, pith allowed. Checks allowed to 1/16” as long as plank stability, weather-resistance, and cosmetics are not adversely affected.

**Premium Clear**



Premium Clear grade allows for up to 4 tight or 3 dead pinhole knots per 79” (2m) board length. Unlimited combination of heartwood and sapwood, no face pith allowed. Checks allowed to 1/16” as long as plank stability, weather-resistance, and cosmetics are not adversely affected.

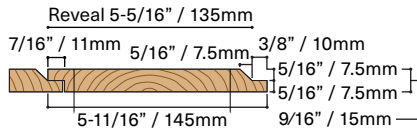


**Profiles and Dimensions**

(diagrams below are 20% actual size)

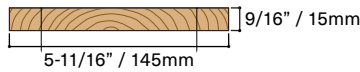
**1 x 6 x 12 Shiplap**

- Charred 3 sides
- 145-11/16" (3700mm) length
- 5.33 SF/piece



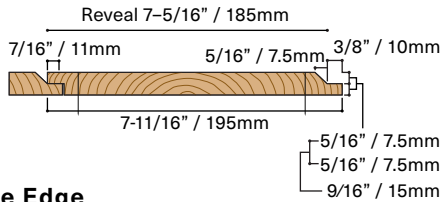
**1 x 6 x 12 S3S & S4S Square Edge**

- Charred 3 or 4 sides
- 145-11/16" (3700mm) length
- 5.75 SF/piece



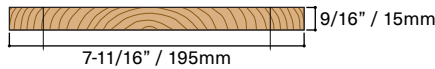
**1 x 8 x 12 Shiplap**

- Charred 3 sides
- 145-11/16" (3700mm) length
- 7.33 SF/piece



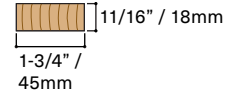
**1 x 8 x 12 S3S Square Edge**

- Charred 3 sides
- 145-11/16" (3700mm) length
- 7.75 SF/piece



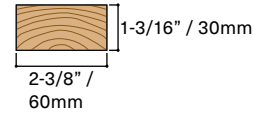
**1 x 2 x 12 S3S Square Edge**

- Charred 3 sides
- 145-11/16" (3700mm) length
- 1.77 SF/piece



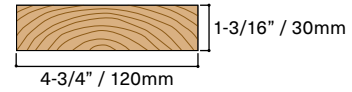
**5/4 x 2-1/2 x 12 S3S & S4S Square Edge**

- Charred 3 or 4 sides
- 145-11/16" (3700mm) length
- 2.4 SF/piece



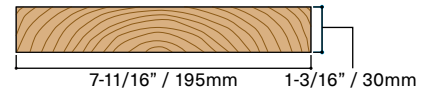
**5/4 x 5 x 12 S3S & S4S Square Edge**

- Charred 3 or 4 sides
- 145-11/16" (3700mm) length
- 4.81 SF/piece



**5/4 x 8 x 12 S3S Square Edge**

- Charred 3 sides
- 145-11/16" (3700mm) length
- 7.78 SF/piece



\*Dimensional shrinkage after manufacture is possible due to being a solid-sawn wood product.

**Prefinish**

Our silver weathering stain is based on the Cape Cod gray aesthetic and is for exterior applications only. It is designed to be a maintenance-free living finish that develops a bleached coastal patina over time. The stain has two components. One is the initial silver pigment designed to wash off. The second is a mineral that reacts with atmospheric moisture and tannic acid in the wood, to develop a bleached silver color.

**Prefinish Options**

Stained face only

\*S4S square edge profile is burned and stained on face and back

**Prefinish Color**

Silver

**Pressure-Treated Fire Retardant**

Not available

**Field Cuts**

Coat all field cuts and rips with touch up oil

**Species**

*Cryptomeria japonica*, a monotypic genus in the cypress family native to Japan. The Japanese name is "sugi", as in yakisugi and "shou sugi ban". In English it is colloquially called Japanese cedar.

**Manufacturer**

**Nakamoto Forestry North America**

Warehouse & Office (By Appt Only)

7320 NE 55th Ave.  
Portland Oregon 97218  
Tel. (503) 512-6780

**Installation Details**

**For installation instructions see:**

[nakamotoforestry.com/installation](http://nakamotoforestry.com/installation)

**Overage**

Please add a healthy overage ranging 15-25%, as shipping additional material can be expensive

**Fastening (Exterior)**

Two ring or screw-shank headed face nails or screws per furring strip within 1" of each edge

**Substrate (Exterior)**

Rigid furring maximum 16" on-center

**Installation Layout**

Vertical or horizontal, all profiles

**Fire Resistance**

Please inquire with our Sales team for current certifications and listings.



**Gendai Linseed Black**

Yakisugi “shou sugi ban” siding. The top layer of delicate soot has been gently brushed off, leaving a smooth, consistent and dark surface. A natural linseed oil prefinish is applied prior to shipment. Suitable for exterior applications. Available burned both faces for fencing or louver applications. Delivered ready to install.

Copy and Paste into Appropriate CSI Division  
**SECTION 06 26 00 or 07 46 00**  
**CHARRED WOOD SIDING**



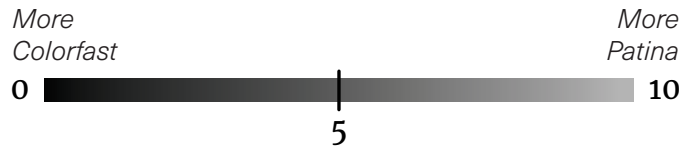
Scan QR code for pricing, sustainability and other data

Profile	Grade		
	Select	Premium Clear	Clear Vertical Grain
1 x 6 x 12 Shiplap	GA2131	GD2131	-
1 x 6 x 12 S3S Square Edge	GB2131	-	-
1 x 6 x 12 S4S Square Edge	GC2131	-	-
1 x 8 x 12 Shiplap	GE2131	-	-
1 x 8 x 12 S3S Square Edge	GF2131	-	-
1 x 2 x 12 S3S Square Edge	-	-	GG2131
5/4 x 2-1/2 x 12 S3S Square Edge	-	GH2131	-
5/4 x 2-1/2 x 12 S4S Square Edge	-	GI2131	-
5/4 x 5 x 12 S3S Square Edge	-	GJ2131	-
5/4 x 5 x 12 S4S Square Edge	-	GK2131	-
5/4 x 8 x 12 S3S Square Edge	GL2131	-	-

**Considerations**

- Our best selling product.
- Quintessential refined black look that matches many project aesthetics.
- Black stands out during the day and disappears at night.
- Soot residue, caking, and erosion is unavoidable and will cause the finish to blemish, especially along board edges. This is a natural characteristic of this product.

**Patina Scale**




The Patina Scale has been developed by Nakamoto Forestry to approximate how its products will weather over time—from 0 (“less patina/more color longevity”) to 10 (“less color longevity/more patina”). However, every product weathers at a different rate due to local conditions, and the Patina Scale is intended as general guidance only, and is solely for informational purposes. Nakamoto Forestry makes no guarantees, representations, or warranties, express or implied, regarding the appearance or color longevity of its products after installation.

**Wood Grade Select**



JAS “Small Knot” grade allows for up to 20 tight or 10 dead knots per 79” (2m) board length. Unlimited combination of heartwood and sapwood, pith allowed. Checks allowed to 1/16” as long as plank stability, weather-resistance, and cosmetics are not adversely affected.

**Premium Clear**



Premium Clear grade allows for up to 4 tight or 3 dead pinhole knots per 79” (2m) board length. Unlimited combination of heartwood and sapwood, no face pith allowed. Checks allowed to 1/16” as long as plank stability, weather-resistance, and cosmetics are not adversely affected.

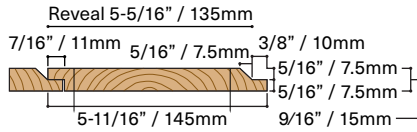


**Profiles and Dimensions**

(diagrams below are 20% actual size)

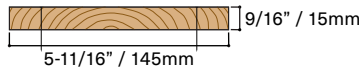
**1 x 6 x 12 Shiplap**

- Charred 3 sides
- 145-11/16" (3700mm) length
- 5.33 SF/piece



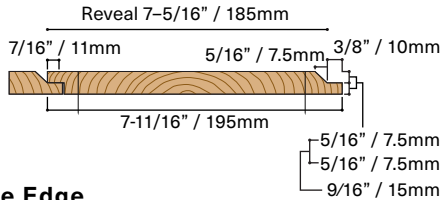
**1 x 6 x 12 S3S & S4S Square Edge**

- Charred 3 or 4 sides
- 145-11/16" (3700mm) length
- 5.75 SF/piece



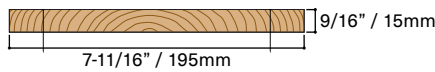
**1 x 8 x 12 Shiplap**

- Charred 3 sides
- 145-11/16" (3700mm) length
- 7.33 SF/piece



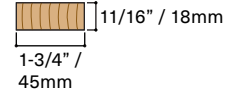
**1 x 8 x 12 S3S Square Edge**

- Charred 3 sides
- 145-11/16" (3700mm) length
- 7.75 SF/piece



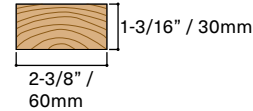
**1 x 2 x 12 S3S Square Edge**

- Charred 3 sides
- 145-11/16" (3700mm) length
- 1.77 SF/piece



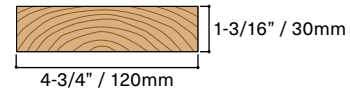
**5/4 x 2-1/2 x 12 S3S & S4S Square Edge**

- Charred 3 or 4 sides
- 145-11/16" (3700mm) length
- 2.4 SF/piece



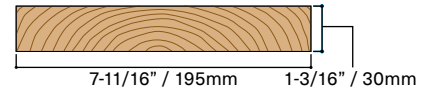
**5/4 x 5 x 12 S3S & S4S Square Edge**

- Charred 3 or 4 sides
- 145-11/16" (3700mm) length
- 4.81 SF/piece



**5/4 x 8 x 12 S3S Square Edge**

- Charred 3 sides
- 145-11/16" (3700mm) length
- 7.78 SF/piece



\*Dimensional shrinkage after manufacture is possible due to being a solid-sawn wood product.

**Prefinish**

The semi-transparent linseed oil stain is designed to balance raw, natural beauty with color longevity. It absorbs into the wood, conditioning and enhancing the grain. The linseed finish is an excellent choice for owners who want to enjoy the inherent beauty of the wood as it weathers. The siding can be left to patina or re-oiled at any time to freshen up the color.

**Prefinish Options**

1 coat + back oil: Coated on face and back only

**Prefinish Color**

Black

**Pressure-Treated Fire Retardant**

Not available

**Field Cuts**

Coat all field cuts and rips with touch up oil

**Species**

*Cryptomeria japonica*, a monotypic genus in the cypress family native to Japan. The Japanese name is "sugi", as in yakisugi and "shou sugi ban". In English it is colloquially called Japanese cedar.

**Manufacturer**

**Nakamoto Forestry North America**

Warehouse & Office (By Appt Only)

7320 NE 55th Ave.  
Portland Oregon 97218  
Tel. (503) 512-6780

**Installation Details**

**For installation instructions see:**

[nakamotoforestry.com/installation](http://nakamotoforestry.com/installation)

**Overage**

Please add a healthy overage ranging 15-25%, as shipping additional material can be expensive

**Fastening (Exterior)**

Two ring or screw-shank headed face nails or screws per furring strip within 1" of each edge

**Substrate (Exterior)**

Rigid furring maximum 16" on-center

**Installation Layout**

Vertical or horizontal, all profiles

**Fire Resistance**

ASTM E-84 Class B



**Gendai Linseed Dark Gray**

Yakisugi “shou sugi ban” siding. The top layer of delicate soot has been gently brushed off, leaving a smooth, consistent and dark surface. A natural linseed oil prefinish is applied prior to shipment. Suitable for exterior applications. Available burned both faces for fencing or louver applications. Delivered ready to install.

Copy and Paste into Appropriate CSI Division  
SECTION 06 26 00 or 07 46 00  
CHARRED WOOD SIDING



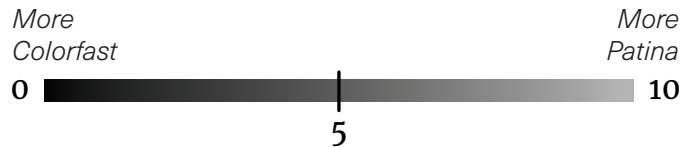
Scan QR code for pricing, sustainability and other data

Profile	Grade		
	Select	Premium Clear	Clear Vertical Grain
1 x 6 x 12 Shiplap	GA2135	GD2135	–
1 x 6 x 12 S3S Square Edge	GB2135	–	–
1 x 6 x 12 S4S Square Edge	GC2135	–	–
1 x 8 x 12 Shiplap	GE2135	–	–
1 x 8 x 12 S3S Square Edge	GF2135	–	–
1 x 2 x 12 S3S Square Edge	–	–	GG2135
5/4 x 2-1/2 x 12 S3S Square Edge	–	GH2135	–
5/4 x 2-1/2 x 12 S4S Square Edge	–	GI2135	–
5/4 x 5 x 12 S3S Square Edge	–	GJ2135	–
5/4 x 5 x 12 S4S Square Edge	–	GK2135	–
5/4 x 8 x 12 S3S Square Edge	GL2135	–	–

**Considerations**

- This product has a very dark and refined appearance.
- Soot residue, caking, and erosion is unavoidable and will cause the finish to blemish, especially along board edges. This is a natural characteristic of this product.

**Patina Scale**



The Patina Scale has been developed by Nakamoto Forestry to approximate how its products will weather over time—from 0 (“less patina/more color longevity”) to 10 (“less color longevity/more patina”). However, every product weathers at a different rate due to local conditions, and the Patina Scale is intended as general guidance only, and is solely for informational purposes. Nakamoto Forestry makes no guarantees, representations, or warranties, express or implied, regarding the appearance or color longevity of its products after installation.

**Wood Grade Select**



JAS “Small Knot” grade allows for up to 20 tight or 10 dead knots per 79” (2m) board length. Unlimited combination of heartwood and sapwood, pith allowed. Checks allowed to 1/16” as long as plank stability, weather-resistance, and cosmetics are not adversely affected.

**Premium Clear**



Premium Clear grade allows for up to 4 tight or 3 dead pinhole knots per 79” (2m) board length. Unlimited combination of heartwood and sapwood, no face pith allowed. Checks allowed to 1/16” as long as plank stability, weather-resistance, and cosmetics are not adversely affected.

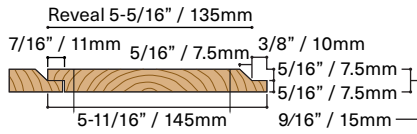


**Profiles and Dimensions**

(diagrams below are 20% actual size)

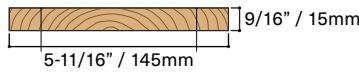
**1 x 6 x 12 Shiplap**

- Charred 3 sides
- 145-11/16" (3700mm) length
- 5.33 SF/piece



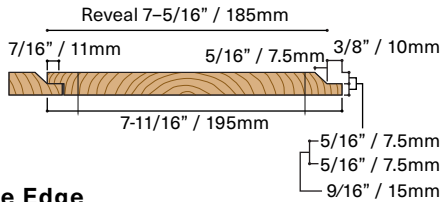
**1 x 6 x 12 S3S & S4S Square Edge**

- Charred 3 or 4 sides
- 145-11/16" (3700mm) length
- 5.75 SF/piece



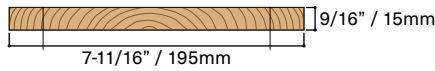
**1 x 8 x 12 Shiplap**

- Charred 3 sides
- 145-11/16" (3700mm) length
- 7.33 SF/piece



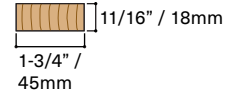
**1 x 8 x 12 S3S Square Edge**

- Charred 3 sides
- 145-11/16" (3700mm) length
- 7.75 SF/piece



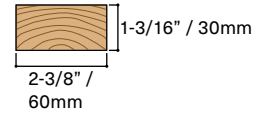
**1 x 2 x 12 S3S Square Edge**

- Charred 3 sides
- 145-11/16" (3700mm) length
- 1.77 SF/piece



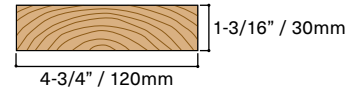
**5/4 x 2-1/2 x 12 S3S & S4S Square Edge**

- Charred 3 or 4 sides
- 145-11/16" (3700mm) length
- 2.4 SF/piece



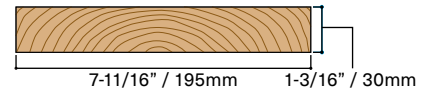
**5/4 x 5 x 12 S3S & S4S Square Edge**

- Charred 3 or 4 sides
- 145-11/16" (3700mm) length
- 4.81 SF/piece



**5/4 x 8 x 12 S3S Square Edge**

- Charred 3 sides
- 145-11/16" (3700mm) length
- 7.78 SF/piece



\*Dimensional shrinkage after manufacture is possible due to being a solid-sawn wood product.

**Prefinish**

The semi-transparent linseed oil stain is designed to balance raw, natural beauty with color longevity. It absorbs into the wood, conditioning and enhancing the grain. The linseed finish is an excellent choice for owners who want to enjoy the inherent beauty of the wood as it weathers. The siding can be left to patina or re-oiled at any time to freshen up the color.

**Prefinish Options**

1 coat + back oil: Coated on face and back only

**Prefinish Color**

Dark Gray

**Pressure-Treated Fire Retardant**

Not available

**Field Cuts**

Coat all field cuts and rips with touch up oil

**Species**

*Cryptomeria japonica*, a monotypic genus in the cypress family native to Japan. The Japanese name is "sugi", as in yakisugi and "shou sugi ban". In English it is colloquially called Japanese cedar.

**Manufacturer**

**Nakamoto Forestry North America**

Warehouse & Office (By Appt Only)

7320 NE 55th Ave.  
Portland Oregon 97218  
Tel. (503) 512-6780

**Installation Details**

**For installation instructions see:**

[nakamotoforestry.com/installation](http://nakamotoforestry.com/installation)

**Overage**

Please add a healthy overage ranging 15-25%, as shipping additional material can be expensive

**Fastening (Exterior)**

Two ring or screw-shank headed face nails or screws per furring strip within 1" of each edge

**Substrate (Exterior)**

Rigid furring maximum 16" on-center

**Installation Layout**

Vertical or horizontal, all profiles

**Fire Resistance**

ASTM E-84 Class B



**Gendai Linseed Light Gray**

Yakisugi “shou sugi ban” siding. The top layer of delicate soot has been gently brushed off, leaving a smooth, consistent and dark surface. A highly contrasting light gray natural linseed oil prefinish is applied prior to shipment. Suitable for exterior applications. Available burned both faces for fencing or louver applications. Delivered ready to install.

**Copy and Paste into Appropriate CSI Division**  
**SECTION 06 26 00 or 07 46 00**  
**CHARRED WOOD SIDING**



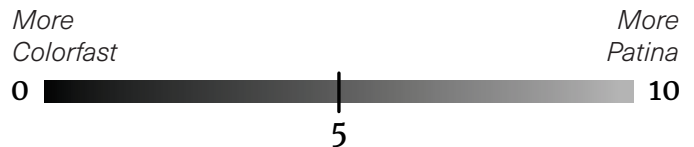
**Scan QR code for pricing, sustainability and other data**

Profile	Grade		
	Select	Premium Clear	Clear Vertical Grain
1 x 6 x 12 Shiplap	GA2136	GD2136	–
1 x 6 x 12 S3S Square Edge	GB2136	–	–
1 x 6 x 12 S4S Square Edge	GC2136	–	–
1 x 8 x 12 Shiplap	GE2136	–	–
1 x 8 x 12 S3S Square Edge	GF2136	–	–
1 x 2 x 12 S3S Square Edge	–	–	GG2136
5/4 x 2-1/2 x 12 S3S Square Edge	–	GH2136	–
5/4 x 2-1/2 x 12 S4S Square Edge	–	GI2136	–
5/4 x 5 x 12 S3S Square Edge	–	GJ2136	–
5/4 x 5 x 12 S4S Square Edge	–	GK2136	–
5/4 x 8 x 12 S3S Square Edge	GL2136	–	–

**Considerations**

- Light gray color can conceal fading better than other color options.
- Soot residue, caking, and erosion is unavoidable and will cause the finish to blemish, especially along board edges. This is a natural characteristic of this product.

**Patina Scale**



The Patina Scale has been developed by Nakamoto Forestry to approximate how its products will weather over time—from 0 (“less patina/more color longevity”) to 10 (“less color longevity/more patina”). However, every product weathers at a different rate due to local conditions, and the Patina Scale is intended as general guidance only, and is solely for informational purposes. Nakamoto Forestry makes no guarantees, representations, or warranties, express or implied, regarding the appearance or color longevity of its products after installation.

**Wood Grade Select**



JAS “Small Knot” grade allows for up to 20 tight or 10 dead knots per 79” (2m) board length. Unlimited combination of heartwood and sapwood, pith allowed. Checks allowed to 1/16” as long as plank stability, weather-resistance, and cosmetics are not adversely affected.

**Premium Clear**



Premium Clear grade allows for up to 4 tight or 3 dead pinhole knots per 79” (2m) board length. Unlimited combination of heartwood and sapwood, no face pith allowed. Checks allowed to 1/16” as long as plank stability, weather-resistance, and cosmetics are not adversely affected.

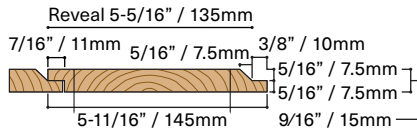


**Profiles and Dimensions**

(diagrams below are 20% actual size)

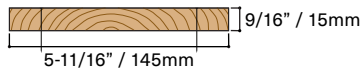
**1 x 6 x 12 Shiplap**

- Charred 3 sides
- 145-11/16" (3700mm) length
- 5.33 SF/piece



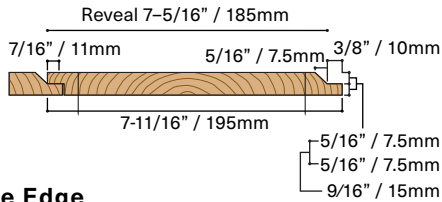
**1 x 6 x 12 S3S & S4S Square Edge**

- Charred 3 or 4 sides
- 145-11/16" (3700mm) length
- 5.75 SF/piece



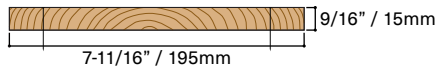
**1 x 8 x 12 Shiplap**

- Charred 3 sides
- 145-11/16" (3700mm) length
- 7.33 SF/piece



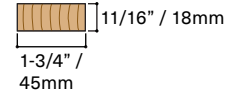
**1 x 8 x 12 S3S Square Edge**

- Charred 3 sides
- 145-11/16" (3700mm) length
- 7.75 SF/piece



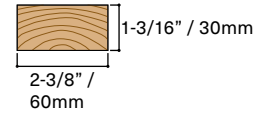
**1 x 2 x 12 S3S Square Edge**

- Charred 3 sides
- 145-11/16" (3700mm) length
- 1.77 SF/piece



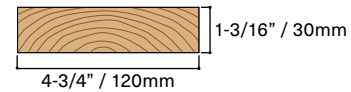
**5/4 x 2-1/2 x 12 S3S & S4S Square Edge**

- Charred 3 or 4 sides
- 145-11/16" (3700mm) length
- 2.4 SF/piece



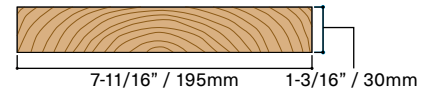
**5/4 x 5 x 12 S3S & S4S Square Edge**

- Charred 3 or 4 sides
- 145-11/16" (3700mm) length
- 4.81 SF/piece



**5/4 x 8 x 12 S3S Square Edge**

- Charred 3 sides
- 145-11/16" (3700mm) length
- 7.78 SF/piece



\*Dimensional shrinkage after manufacture is possible due to being a solid-sawn wood product.

**Prefinish**

The semi-transparent linseed oil stain is designed to balance raw, natural beauty with color longevity. It absorbs into the wood, conditioning and enhancing the grain. The linseed finish is an excellent choice for owners who want to enjoy the inherent beauty of the wood as it weathers. The siding can be left to patina or re-oiled at any time to freshen up the color.

**Prefinish Options**

1 coat + back oil: Coated on face and back only

**Prefinish Color**

Light Gray

**Pressure-Treated Fire Retardant**

Not available

**Field Cuts**

Coat all field cuts and rips with touch up oil

**Species**

*Cryptomeria japonica*, a monotypic genus in the cypress family native to Japan. The Japanese name is "sugi", as in yakisugi and "shou sugi ban". In English it is colloquially called Japanese cedar.

**Manufacturer**

**Nakamoto Forestry North America**

Warehouse & Office (By Appt Only)

7320 NE 55th Ave.  
Portland Oregon 97218  
Tel. (503) 512-6780

**Installation Details**

**For installation instructions see:**

[nakamotoforestry.com/installation](http://nakamotoforestry.com/installation)

**Overage**

Please add a healthy overage ranging 15-25%, as shipping additional material can be expensive

**Fastening (Exterior)**

Two ring or screw-shank headed face nails or screws per furring strip within 1" of each edge

**Substrate (Exterior)**

Rigid furring maximum 16" on-center

**Installation Layout**

Vertical or horizontal, all profiles

**Fire Resistance**

ASTM E-84 Class B



**Gendai Linseed Amber**

Yakisugi “shou sugi ban” siding. The top layer of delicate soot has been gently brushed off, leaving a smooth, consistent and dark surface. A natural linseed oil prefinish is applied prior to shipment. Suitable for exterior applications. Available burned both faces for fencing or louver applications. Delivered ready to install.

Copy and Paste into Appropriate CSI Division  
**SECTION 06 26 00 or 07 46 00**  
**CHARRED WOOD SIDING**



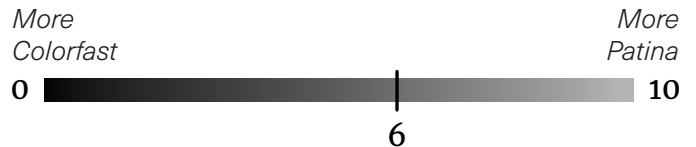
Scan QR code for pricing, sustainability and other data

Profile	Grade		
	Select	Premium Clear	Clear Vertical Grain
1 x 6 x 12 Shiplap	GA2133	GD2133	–
1 x 6 x 12 S3S Square Edge	GB2133	–	–
1 x 6 x 12 S4S Square Edge	GC2133	–	–
1 x 8 x 12 Shiplap	GE2133	–	–
1 x 8 x 12 S3S Square Edge	GF2133	–	–
1 x 2 x 12 S3S Square Edge	–	–	GG2133
5/4 x 2-1/2 x 12 S3S Square Edge	–	GH2133	–
5/4 x 2-1/2 x 12 S4S Square Edge	–	GI2133	–
5/4 x 5 x 12 S3S Square Edge	–	GJ2133	–
5/4 x 5 x 12 S4S Square Edge	–	GK2133	–
5/4 x 8 x 12 S3S Square Edge	GL2133	–	–

**Considerations**

- Designed to fade and change color over time.
- Opulent light brown living finish.
- Soot residue, caking, and erosion is unavoidable and will cause the finish to blemish, especially along board edges. This is a natural characteristic of this product.

**Patina Scale**



The Patina Scale has been developed by Nakamoto Forestry to approximate how its products will weather over time—from 0 (“less patina/more color longevity”) to 10 (“less color longevity/more patina”). However, every product weathers at a different rate due to local conditions, and the Patina Scale is intended as general guidance only, and is solely for informational purposes. Nakamoto Forestry makes no guarantees, representations, or warranties, express or implied, regarding the appearance or color longevity of its products after installation.

**Wood Grade Select**



JAS “Small Knot” grade allows for up to 20 tight or 10 dead knots per 79” (2m) board length. Unlimited combination of heartwood and sapwood, pith allowed. Checks allowed to 1/16” as long as plank stability, weather-resistance, and cosmetics are not adversely affected.

**Premium Clear**



Premium Clear grade allows for up to 4 tight or 3 dead pinhole knots per 79” (2m) board length. Unlimited combination of heartwood and sapwood, no face pith allowed. Checks allowed to 1/16” as long as plank stability, weather-resistance, and cosmetics are not adversely affected.

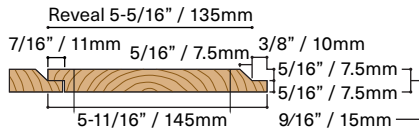


**Profiles and Dimensions**

(diagrams below are 20% actual size)

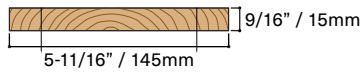
**1 x 6 x 12 Shiplap**

- Charred 3 sides
- 145-11/16" (3700mm) length
- 5.33 SF/piece



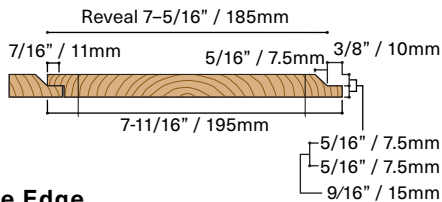
**1 x 6 x 12 S3S & S4S Square Edge**

- Charred 3 or 4 sides
- 145-11/16" (3700mm) length
- 5.75 SF/piece



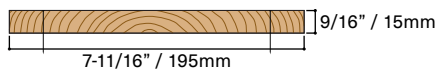
**1 x 8 x 12 Shiplap**

- Charred 3 sides
- 145-11/16" (3700mm) length
- 7.33 SF/piece



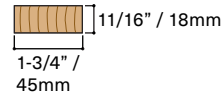
**1 x 8 x 12 S3S Square Edge**

- Charred 3 sides
- 145-11/16" (3700mm) length
- 7.75 SF/piece



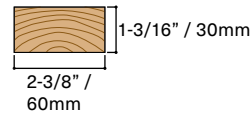
**1 x 2 x 12 S3S Square Edge**

- Charred 3 sides
- 145-11/16" (3700mm) length
- 1.77 SF/piece



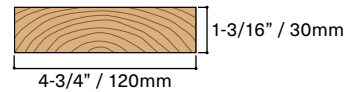
**5/4 x 2-1/2 x 12 S3S & S4S Square Edge**

- Charred 3 or 4 sides
- 145-11/16" (3700mm) length
- 2.4 SF/piece



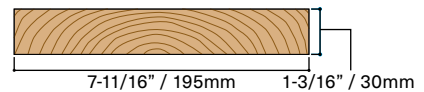
**5/4 x 5 x 12 S3S & S4S Square Edge**

- Charred 3 or 4 sides
- 145-11/16" (3700mm) length
- 4.81 SF/piece



**5/4 x 8 x 12 S3S Square Edge**

- Charred 3 sides
- 145-11/16" (3700mm) length
- 7.78 SF/piece



\*Dimensional shrinkage after manufacture is possible due to being a solid-sawn wood product.

**Prefinish**

The semi-transparent linseed oil stain is designed to balance raw, natural beauty with color longevity. It absorbs into the wood, conditioning and enhancing the grain. The linseed finish is an excellent choice for owners who want to enjoy the inherent beauty of the wood as it weathers. The siding can be left to patina or re-oiled at any time to freshen up the color.

**Prefinish Options**

1 coat + back oil: Coated on face and back only

**Prefinish Color**

Amber

**Pressure-Treated Fire Retardant**

Not available

**Field Cuts**

Coat all field cuts and rips with touch up oil

**Species**

*Cryptomeria japonica*, a monotypic genus in the cypress family native to Japan. The Japanese name is "sugi", as in yakisugi and "shou sugi ban". In English it is colloquially called Japanese cedar.

**Manufacturer**

**Nakamoto Forestry North America**

Warehouse & Office (By Appt Only)

7320 NE 55th Ave.  
Portland Oregon 97218  
Tel. (503) 512-6780

**Installation Details**

**For installation instructions see:**

[nakamotoforestry.com/installation](http://nakamotoforestry.com/installation)

**Overage**

Please add a healthy overage ranging 15-25%, as shipping additional material can be expensive

**Fastening (Exterior)**

Two ring or screw-shank headed face nails or screws per furring strip within 1" of each edge

**Substrate (Exterior)**

Rigid furring maximum 16" on-center

**Installation Layout**

Vertical or horizontal, all profiles

**Fire Resistance**

ASTM E-84 Class B



**Gendai Linseed Brown**

Yakisugi “shou sugi ban” siding. The top layer of delicate soot has been gently brushed off, leaving a smooth, consistent and dark surface. A natural linseed oil prefinish is applied prior to shipment. Suitable for exterior applications. Available burned both faces for fencing or louver applications. Delivered ready to install.

Copy and Paste into Appropriate CSI Division  
SECTION 06 26 00 or 07 46 00  
CHARRED WOOD SIDING



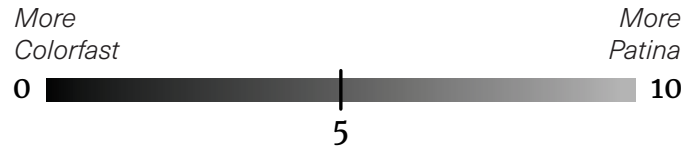
Scan QR code for pricing, sustainability and other data

Profile	Grade		
	Select	Premium Clear	Clear Vertical Grain
1 x 6 x 12 Shiplap	GA2134	GD2134	–
1 x 6 x 12 S3S Square Edge	GB2134	–	–
1 x 6 x 12 S4S Square Edge	GC2134	–	–
1 x 8 x 12 Shiplap	GE2134	–	–
1 x 8 x 12 S3S Square Edge	GF2134	–	–
1 x 2 x 12 S3S Square Edge	–	–	GG2134
5/4 x 2-1/2 x 12 S3S Square Edge	–	GH2134	–
5/4 x 2-1/2 x 12 S4S Square Edge	–	GI2134	–
5/4 x 5 x 12 S3S Square Edge	–	GJ2134	–
5/4 x 5 x 12 S4S Square Edge	–	GK2134	–
5/4 x 8 x 12 S3S Square Edge	GL2134	–	–

**Considerations**

- Designed to fade and change color over time.
- Opaque dark brown.
- Soot residue, caking, and erosion is unavoidable and will cause the finish to blemish, especially along board edges. This is a natural characteristic of this product.

**Patina Scale**



The Patina Scale has been developed by Nakamoto Forestry to approximate how its products will weather over time—from 0 (“less patina/more color longevity”) to 10 (“less color longevity/more patina”). However, every product weathers at a different rate due to local conditions, and the Patina Scale is intended as general guidance only, and is solely for informational purposes. Nakamoto Forestry makes no guarantees, representations, or warranties, express or implied, regarding the appearance or color longevity of its products after installation.

**Wood Grade Select**



JAS “Small Knot” grade allows for up to 20 tight or 10 dead knots per 79” (2m) board length. Unlimited combination of heartwood and sapwood, pith allowed. Checks allowed to 1/16” as long as plank stability, weather-resistance, and cosmetics are not adversely affected.

**Premium Clear**



Premium Clear grade allows for up to 4 tight or 3 dead pinhole knots per 79” (2m) board length. Unlimited combination of heartwood and sapwood, no face pith allowed. Checks allowed to 1/16” as long as plank stability, weather-resistance, and cosmetics are not adversely affected.

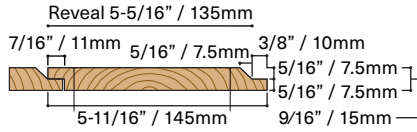


**Profiles and Dimensions**

(diagrams below are 20% actual size)

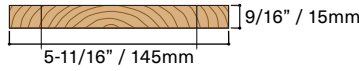
**1 x 6 x 12 Shiplap**

- Charred 3 sides
- 145-11/16" (3700mm) length
- 5.33 SF/piece



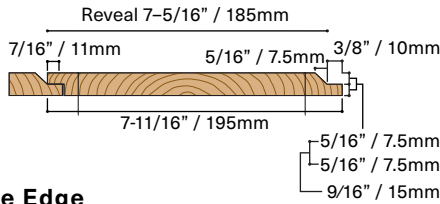
**1 x 6 x 12 S3S & S4S Square Edge**

- Charred 3 or 4 sides
- 145-11/16" (3700mm) length
- 5.75 SF/piece



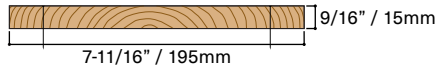
**1 x 8 x 12 Shiplap**

- Charred 3 sides
- 145-11/16" (3700mm) length
- 7.33 SF/piece



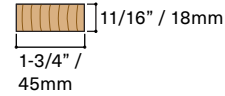
**1 x 8 x 12 S3S Square Edge**

- Charred 3 sides
- 145-11/16" (3700mm) length
- 7.75 SF/piece



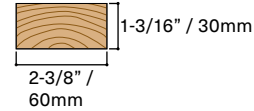
**1 x 2 x 12 S3S Square Edge**

- Charred 3 sides
- 145-11/16" (3700mm) length
- 1.77 SF/piece



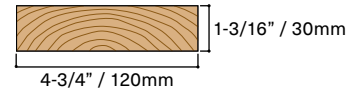
**5/4 x 2-1/2 x 12 S3S & S4S Square Edge**

- Charred 3 or 4 sides
- 145-11/16" (3700mm) length
- 2.4 SF/piece



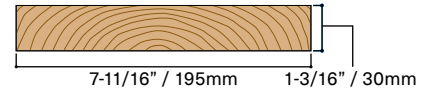
**5/4 x 5 x 12 S3S & S4S Square Edge**

- Charred 3 or 4 sides
- 145-11/16" (3700mm) length
- 4.81 SF/piece



**5/4 x 8 x 12 S3S Square Edge**

- Charred 3 sides
- 145-11/16" (3700mm) length
- 7.78 SF/piece



\*Dimensional shrinkage after manufacture is possible due to being a solid-sawn wood product.

**Prefinish**

The semi-transparent linseed oil stain is designed to balance raw, natural beauty with color longevity. It absorbs into the wood, conditioning and enhancing the grain. The linseed finish is an excellent choice for owners who want to enjoy the inherent beauty of the wood as it weathers. The siding can be left to patina or re-oiled at any time to freshen up the color.

**Prefinish Options**

1 coat + back oil: Coated on face and back only

**Prefinish Color**

Brown

**Pressure-Treated Fire Retardant**

Not available

**Field Cuts**

Coat all field cuts and rips with touch up oil

**Species**

*Cryptomeria japonica*, a monotypic genus in the cypress family native to Japan. The Japanese name is "sugi", as in yakisugi and "shou sugi ban". In English it is colloquially called Japanese cedar.

**Manufacturer**

**Nakamoto Forestry North America**

Warehouse & Office (By Appt Only)

7320 NE 55th Ave.  
Portland Oregon 97218  
Tel. (503) 512-6780

**Installation Details**

**For installation instructions see:**

[nakamotoforestry.com/installation](http://nakamotoforestry.com/installation)

**Overage**

Please add a healthy overage ranging 15-25%, as shipping additional material can be expensive

**Fastening (Exterior)**

Two ring or screw-shank headed face nails or screws per furring strip within 1" of each edge

**Substrate (Exterior)**

Rigid furring maximum 16" on-center

**Installation Layout**

Vertical or horizontal, all profiles

**Fire Resistance**

ASTM E-84 Class B



**Gendai with Warranted Acrylic Coating Black**

Yakisugi "shou sugi ban" siding and paneling. The top layer of soot has been gently brushed off, leaving a smooth and consistent surface. Three coats of a warranted acrylic coating is applied prior to shipment. Suitable for exterior and interior applications. Available burned both faces for fencing or louver applications. Delivered ready to install.

Copy and Paste into Appropriate CSI Division  
**SECTION 06 26 00 or 07 46 00**  
**CHARRED WOOD [SIDING] [&] [PANELING]**



Scan QR code for pricing, sustainability and other data

Profile	Grade			
	Select	Premium Clear	Clear Vertical Grain	Select+Fire Retardant
1 x 6 x 12 Shiplap	GA2751	GD2751	–	XA2751
1 x 6 x 12 S3S Square Edge	GB2751	–	–	–
1 x 6 x 12 S4S Square Edge	GC2751	–	–	–
1 x 8 x 12 Shiplap	GE2751	–	–	–
1 x 8 x 12 S3S Square Edge	GF2751	–	–	–
1 x 2 x 12 S3S Square Edge	–	–	GG2751	–
5/4 x 2-1/2 x 12 S3S Square Edge	–	GH2751	–	–
5/4 x 2-1/2 x 12 S4S Square Edge	–	GI2751	–	–
5/4 x 5 x 12 S3S Square Edge	–	GJ2751	–	–
5/4 x 5 x 12 S4S Square Edge	–	GK2751	–	–
5/4 x 8 x 12 S3S Square Edge	GL2751	–	–	–

**Considerations**

- Great option for institutional or other projects requiring the best coating performance.
- Architectural grade coating field tested for generations.
- Soot residue, caking, and erosion is unavoidable and will cause the finish to blemish, especially along board edges. This is a natural characteristic of this product.
- To prevent blocking between boards as well as abrasion blemishes, keep boards slip-sheeted until installation.

**Patina Scale**



The Patina Scale has been developed by Nakamoto Forestry to approximate how its products will weather over time—from 0 ("less patina/more color longevity") to 10 ("less color longevity/more patina"). However, every product weathers at a different rate due to local conditions, and the Patina Scale is intended as general guidance only, and is solely for informational purposes. Nakamoto Forestry makes no guarantees, representations, or warranties, express or implied, regarding the appearance or color longevity of its products after installation.

**Wood Grade Select**



JAS "Small Knot" grade allows for up to 20 tight or 10 dead knots per 79" (2m) board length. Unlimited combination of heartwood and sapwood, pith allowed. Checks allowed to 1/16" as long as plank stability, weather-resistance, and cosmetics are not adversely affected.

**Premium Clear**



Premium Clear grade allows for up to 4 tight or 3 dead pinhole knots per 79" (2m) board length. Unlimited combination of heartwood and sapwood, no face pith allowed. Checks allowed to 1/16" as long as plank stability, weather-resistance, and cosmetics are not adversely affected.

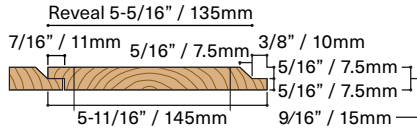


**Profiles and Dimensions**

(diagrams below are at 20% actual size)

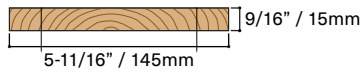
**1 x 6 x 12 Shiplap**

- Charred 3 sides
- 145-11/16" (3700mm) length
- 5.33 SF/piece



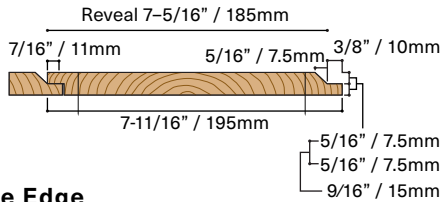
**1 x 6 x 12 S3S & S4S Square Edge**

- Charred 3 or 4 sides
- 145-11/16" (3700mm) length
- 5.75 SF/piece



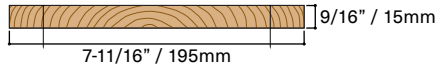
**1 x 8 x 12 Shiplap**

- Charred 3 sides
- 145-11/16" (3700mm) length
- 7.33 SF/piece



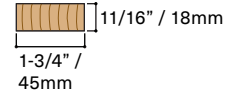
**1 x 8 x 12 S3S Square Edge**

- Charred 3 sides
- 145-11/16" (3700mm) length
- 7.75 SF/piece



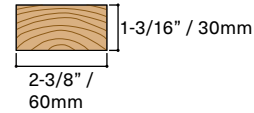
**1 x 2 x 12 S3S Square Edge**

- Charred 3 sides
- 145-11/16" (3700mm) length
- 1.77 SF/piece



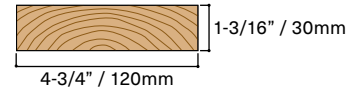
**5/4 x 2-1/2 x 12 S3S & S4S Square Edge**

- Charred 3 or 4 sides
- 145-11/16" (3700mm) length
- 2.4 SF/piece



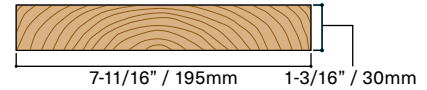
**5/4 x 5 x 12 S3S & S4S Square Edge**

- Charred 3 or 4 sides
- 145-11/16" (3700mm) length
- 4.81 SF/piece



**5/4 x 8 x 12 S3S Square Edge**

- Charred 3 sides
- 145-11/16" (3700mm) length
- 7.78 SF/piece



\*Dimensional shrinkage after manufacture is possible due to being a solid-sawn wood product.

**Prefinish**

Acrylic latex coatings offer the best color durability on the market by being high adhesion, high build and solid color. This finish is designed to withstand challenging exterior environments, has been tested in the field for over 60 years and carries a limited manufacturer warranty of 25 years.

**Prefinish Options**

3 coats: Coated on 4 sides

**Prefinish Color**

Black

**Pressure-Treated Fire Retardant**

Available Select grade 1x6x12 shiplap only

**Field Cuts**

Coat all field cuts and rips with touch up oil

**Species**

*Cryptomeria japonica*, a monotypic genus in the cypress family native to Japan. The Japanese name is "sugi", as in yakisugi and "shou sugi ban". In English it is colloquially called Japanese cedar.

**Manufacturer**

**Nakamoto Forestry North America**

Warehouse & Office (By Appt Only)

7320 NE 55th Ave.  
Portland Oregon 97218  
Tel. (503) 512-6780

**Installation Details**

**For installation instructions see:**

[nakamotoforestry.com/installation](http://nakamotoforestry.com/installation)

**Overage**

Please add a healthy overage ranging 15-25%, as shipping additional material can be expensive

**Fastening (Exterior)**

Two ring or screw-shank headed face nails or screws per furring strip within 1" of each edge

**Substrate (Exterior)**

Rigid furring maximum 16" on-center

**Fastening (Interior)**

Tube adhesive and pin nails

**Substrate (Interior)**

Per design specifications

**Installation Layout**

Vertical or horizontal, all profiles

**Fire Resistance**

Please inquire with our Sales team for current certifications and listings.



**Pika-Pika Unoiled**

Yakisugi “shou sugi ban” siding and paneling. Wire-brushed and textured surface. Most of the soot is removed, revealing a striped pattern. Suitable for exterior and interior applications. We recommend applying a finish before installation to prevent sooty fingerprints.

Copy and Paste into Appropriate CSI Division  
SECTION 06 26 00 or 07 46 00  
CHARRED WOOD [SIDING] [&] [PANELING]



Scan QR code for pricing, sustainability and other data

Profile	Grade			
	Select	Premium Clear	Clear Vertical Grain	Select+Fire Retardant
1 x 6 x 12 Shiplap	PA2000	PD2000	–	YA2000
1 x 6 x 12 S3S Square Edge	PB2000	–	–	–
1 x 6 x 12 S4S Square Edge	PC2000	–	–	–
1 x 8 x 12 Shiplap	PE2000	–	–	–
1 x 8 x 12 S3S Square Edge	PF2000	–	–	–
1 x 2 x 12 S3S Square Edge	–	–	PG2000	–

**Considerations**

- Be careful of leaving sooty fingerprints when handling Pika-Pika before it is coated.
- Soot can be cleaned off with a dry paint brush or compressed air.
- Please apply and dry oil stains or coatings in horizontal orientation and before installation. If an oil stain is applied after installation please back brush the siding or paneling for an even finish.
- Soot residue, caking, and erosion, especially along board edges, is unavoidable and is the nature of this product.

**Patina Scale**



The Patina Scale has been developed by Nakamoto Forestry to approximate how its products will weather over time—from 0 (“less patina/more color longevity”) to 10 (“less color longevity/more patina”). However, every product weathers at a different rate due to local conditions, and the Patina Scale is intended as general guidance only, and is solely for informational purposes. Nakamoto Forestry makes no guarantees, representations, or warranties, express or implied, regarding the appearance or color longevity of its products after installation.

**Wood Grade Select**



JAS "Small Knot" grade allows for up to 20 tight or 10 dead knots per 79" (2m) board length. Unlimited combination of heartwood and sapwood, pith allowed. Checks allowed to 1/16" as long as plank stability, weather-resistance, and cosmetics are not adversely affected.

**Premium Clear**



Premium Clear grade allows for up to 4 tight or 3 dead pinhole knots per 79" (2m) board length. Unlimited combination of heartwood and sapwood, no face pith allowed. Checks allowed to 1/16" as long as plank stability, weather-resistance, and cosmetics are not adversely affected.

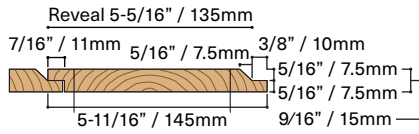


**Profiles and Dimensions**

(diagrams below are 20% actual size)

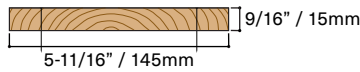
**1 x 6 x 12 Shiplap**

- Charred 3 sides
- 145-11/16" (3700mm) length
- 5.33 SF/piece



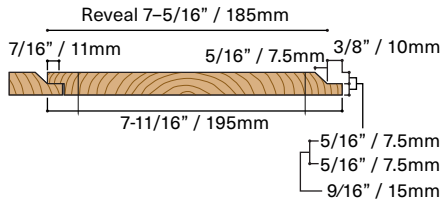
**1 x 6 x 12 S3S & S4S Square Edge**

- Charred 3 or 4 sides
- 145-11/16" (3700mm) length
- 5.75 SF/piece



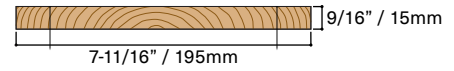
**1 x 8 x 12 Shiplap**

- Charred 3 sides
- 145-11/16" (3700mm) length
- 7.33 SF/piece



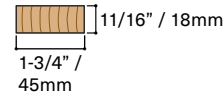
**1 x 8 x 12 S3S Square Edge**

- Charred 3 sides
- 145-11/16" (3700mm) length
- 7.75 SF/piece



**1 x 2 x 12 S3S Square Edge**

- Charred 3 sides
- 145-11/16" (3700mm) length
- 1.77 SF/piece



\*Dimensional shrinkage after manufacture is possible due to being a solid-sawn wood product.

**Prefinish**

Unoil Pika-Pika is designed to be stained or coated by the customer before installation. This is a great option for contractors wanting to apply their preferred finish formula, or designers wanting a custom color or tone. Please be very careful to avoid sooty fingerprints when handling this product without a coating.

**Prefinish Options**

N/A

**Prefinish Color**

N/A

**Pressure-Treated Fire Retardant**

Available Select grade 1x6x12 shiplap only

**Field Cuts**

N/A

**Species**

*Cryptomeria japonica*, a monotypic genus in the cypress family native to Japan. The Japanese name is "sugi", as in yakisugi and "shou sugi ban". In English it is colloquially called Japanese cedar.

**Installation Details**

**For installation instructions see:**

[nakamotoforestry.com/installation](http://nakamotoforestry.com/installation)

**Overage**

Please add a healthy overage ranging 15-25%, as shipping additional material can be expensive

**Fastening (Exterior)**

Two ring or screw-shank headed face nails or screws per furring strip within 1" of each edge

**Substrate (Exterior)**

Rigid furring maximum 16" on-center

**Fastening (Interior)**

Tube adhesive and pin nails

**Substrate (Interior)**

Per design specifications

**Installation Layout**

Vertical or horizontal, all profiles

**Fire Resistance**

ASTM E-84 Class B, Class A with fire retardant (SKU# YA2000).

**Manufacturer**

**Nakamoto Forestry North America**

**Warehouse & Office (By Appt Only)**

7320 NE 55th Ave.  
Portland Oregon 97218  
Tel. (503) 512-6780



**Pika-Pika Alkyd Black**

Yakisugi “shou sugi ban” siding and paneling. Wire-brushed and textured surface. Most of the soot is removed, revealing a striped pattern. Two coats of a plant-derived architectural grade alkyd coating are applied prior to shipping. Suitable for exterior and interior applications. Delivered ready to install.

Copy and Paste into Appropriate CSI Division  
SECTION 06 26 00 or 07 46 00  
CHARRED WOOD [SIDING] [&] [PANELING]



Scan QR code for pricing, sustainability and other data

Profile	Grade		
	Select	Premium Clear	Clear Vertical Grain
1 x 6 x 12 Shiplap	PA2321	PD2321	–
1 x 6 x 12 S3S Square Edge	PB2321	–	–
1 x 6 x 12 S4S Square Edge	PC2321	–	–
1 x 8 x 12 Shiplap	PE2321	–	–
1 x 8 x 12 S3S Square Edge	PF2321	–	–
1 x 2 x 12 S3S Square Edge	–	–	PG2321

**Considerations**

- Use a minimum amount of touch up oil and immediately wipe off residue to prevent glossy spots.
- Soot residue, caking, and erosion is unavoidable and will cause the finish to blemish, especially along board edges. This is a natural characteristic of this product.
- To prevent blocking between boards as well as abrasion blemishes, keep boards slip-sheeted until installation.


**Patina Scale**



The Patina Scale has been developed by Nakamoto Forestry to approximate how its products will weather over time—from 0 (“less patina/more color longevity”) to 10 (“less color longevity/more patina”). However, every product weathers at a different rate due to local conditions, and the Patina Scale is intended as general guidance only, and is solely for informational purposes. Nakamoto Forestry makes no guarantees, representations, or warranties, express or implied, regarding the appearance or color longevity of its products after installation.


**Wood Grade**

**Select**



JAS "Small Knot" grade allows for up to 20 tight or 10 dead knots per 79" (2m) board length. Unlimited combination of heartwood and sapwood, pith allowed. Checks allowed to 1/16" as long as plank stability, weather-resistance, and cosmetics are not adversely affected.

**Premium Clear**



Premium Clear grade allows for up to 4 tight or 3 dead pinhole knots per 79" (2m) board length. Unlimited combination of heartwood and sapwood, no face pith allowed. Checks allowed to 1/16" as long as plank stability, weather-resistance, and cosmetics are not adversely affected.

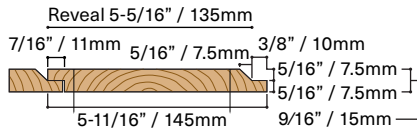


**Profiles and Dimensions**

(diagrams below are 20% actual size)

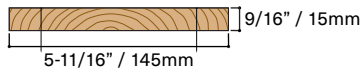
**1 x 6 x 12 Shiplap**

- Charred 3 sides
- 145-11/16" (3700mm) length
- 5.33 SF/piece



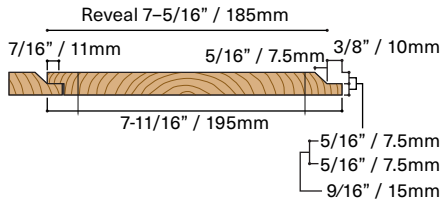
**1 x 6 x 12 S3S & S4S Square Edge**

- Charred 3 or 4 sides
- 145-11/16" (3700mm) length
- 5.75 SF/piece



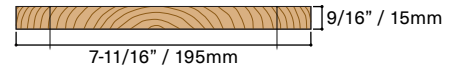
**1 x 8 x 12 Shiplap**

- Charred 3 sides
- 145-11/16" (3700mm) length
- 7.33 SF/piece



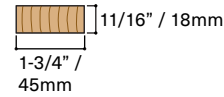
**1 x 8 x 12 S3S Square Edge**

- Charred 3 sides
- 145-11/16" (3700mm) length
- 7.75 SF/piece



**1 x 2 x 12 S3S Square Edge**

- Charred 3 sides
- 145-11/16" (3700mm) length
- 1.77 SF/piece



\*Dimensional shrinkage after manufacture is possible due to being a solid-sawn wood product.

**Prefinish**

The semi-solid alkyd oil stain is a permeable yet protective coating, with good texture and color. It is a very durable water-based stain, resistant to moisture and UV radiation. The alkyd oil stain is a great option for those who are looking for color consistency over natural patina. Soot residue, caking, and erosion is unavoidable and will cause the finish to blemish and fade, especially along board edges.

**Prefinish Options**

2 coats face: Coated on face and back only

**Prefinish Color**

Black

**Pressure-Treated Fire Retardant**

Not available

**Field Cuts**

Coat all field cuts and rips with touchup oil

**Species**

*Cryptomeria japonica*, a monotypic genus in the cypress family native to Japan. The Japanese name is "sugi", as in yakisugi and "shou sugi ban". In English it is colloquially called Japanese cedar.

**Installation Details**

**For installation instructions see:**

[nakamotoforestry.com/installation](http://nakamotoforestry.com/installation)

**Overage**

Please add a healthy overage ranging 15-25%, as shipping additional material can be expensive

**Fastening (Exterior)**

Two ring or screw-shank headed face nails or screws per furring strip within 1" of each edge

**Substrate (Exterior)**

Rigid furring maximum 16" on-center

**Fastening (Interior)**

Tube adhesive and pin nails

**Substrate (Interior)**

Per design specifications

**Installation Layout**

Vertical or horizontal, all profiles

**Fire Resistance**

ASTM E-84 Class B

**Manufacturer**

**Nakamoto Forestry North America**

Warehouse & Office (By Appt Only)

7320 NE 55th Ave.  
Portland Oregon 97218  
Tel. (503) 512-6780



**Pika-Pika Alkyd Dark Gray**

Yakisugi “shou sugi ban” siding and paneling. Wire-brushed and textured surface. Most of the soot is removed, revealing a striped pattern. Two coats of a plant-derived architectural grade alkyd coating are applied prior to shipping. Suitable for exterior and interior applications. Delivered ready to install.

Copy and Paste into Appropriate CSI Division  
SECTION 06 26 00 or 07 46 00  
CHARRED WOOD [SIDING] [&] [PANELING]



Scan QR code for pricing, sustainability and other data

Profile	Grade		
	Select	Premium Clear	Clear Vertical Grain
1 x 6 x 12 Shiplap	PA2325	PD2325	–
1 x 6 x 12 S3S Square Edge	PB2325	–	–
1 x 6 x 12 S4S Square Edge	PC2325	–	–
1 x 8 x 12 Shiplap	PE2325	–	–
1 x 8 x 12 S3S Square Edge	PF2325	–	–
1 x 2 x 12 S3S Square Edge	–	–	PG2325

**Considerations**


- Use a minimum amount of touch up oil and immediately wipe off residue to prevent glossy spots.
- Soot residue, caking, and erosion is unavoidable and will cause the finish to blemish, especially along board edges. This is a natural characteristic of this product.
- To prevent blocking between boards as well as abrasion blemishes, keep boards slip-sheeted until installation.

**Patina Scale**




The Patina Scale has been developed by Nakamoto Forestry to approximate how its products will weather over time—from 0 (“less patina/more color longevity”) to 10 (“less color longevity/more patina”). However, every product weathers at a different rate due to local conditions, and the Patina Scale is intended as general guidance only, and is solely for informational purposes. Nakamoto Forestry makes no guarantees, representations, or warranties, express or implied, regarding the appearance or color longevity of its products after installation.

**Wood Grade Select**



JAS "Small Knot" grade allows for up to 20 tight or 10 dead knots per 79" (2m) board length. Unlimited combination of heartwood and sapwood, pith allowed. Checks allowed to 1/16" as long as plank stability, weather-resistance, and cosmetics are not adversely affected.

**Premium Clear**



Premium Clear grade allows for up to 4 tight or 3 dead pinhole knots per 79" (2m) board length. Unlimited combination of heartwood and sapwood, no face pith allowed. Checks allowed to 1/16" as long as plank stability, weather-resistance, and cosmetics are not adversely affected.

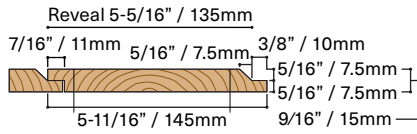


**Profiles and Dimensions**

(diagrams below are 20% actual size)

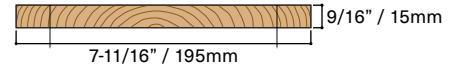
**1 x 6 x 12 Shiplap**

- Charred 3 sides
- 145-11/16" (3700mm) length
- 5.33 SF/piece



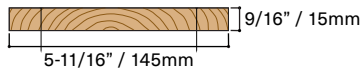
**1 x 8 x 12 S3S Square Edge**

- Charred 3 sides
- 145-11/16" (3700mm) length
- 7.75 SF/piece



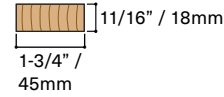
**1 x 6 x 12 S3S & S4S Square Edge**

- Charred 3 or 4 sides
- 145-11/16" (3700mm) length
- 5.75 SF/piece



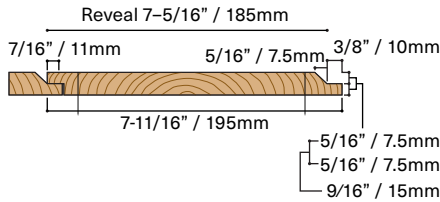
**1 x 2 x 12 S3S Square Edge**

- Charred 3 sides
- 145-11/16" (3700mm) length
- 1.77 SF/piece



**1 x 8 x 12 Shiplap**

- Charred 3 sides
- 145-11/16" (3700mm) length
- 7.33 SF/piece



\*Dimensional shrinkage after manufacture is possible due to being a solid-sawn wood product.

**Prefinish**

The semi-solid alkyd oil stain is a permeable yet protective coating, with good texture and color. It is a very durable water-based stain, resistant to moisture and UV radiation. The alkyd oil stain is a great option for those who are looking for color consistency over natural patina. Soot residue, caking, and erosion is unavoidable and will cause the finish to blemish and fade, especially along board edges.

**Prefinish Options**

2 coats face: Coated on face and back only

**Prefinish Color**

Dark Gray

**Pressure-Treated Fire Retardant**

Not available

**Field Cuts**

Coat all field cuts and rips with touchup oil

**Species**

*Cryptomeria japonica*, a monotypic genus in the cypress family native to Japan. The Japanese name is "sugi", as in yakisugi and "shou sugi ban". In English it is colloquially called Japanese cedar.

**Installation Details**

**For installation instructions see:**

[nakamotoforestry.com/installation](http://nakamotoforestry.com/installation)

**Overage**

Please add a healthy overage ranging 15-25%, as shipping additional material can be expensive

**Fastening (Exterior)**

Two ring or screw-shank headed face nails or screws per furring strip within 1" of each edge

**Substrate (Exterior)**

Rigid furring maximum 16" on-center

**Fastening (Interior)**

Tube adhesive and pin nails

**Substrate (Interior)**

Per design specifications

**Installation Layout**

Vertical or horizontal, all profiles

**Fire Resistance**

ASTM E-84 Class B

**Manufacturer**

**Nakamoto Forestry North America**

Warehouse & Office (By Appt Only)

7320 NE 55th Ave.  
Portland Oregon 97218  
Tel. (503) 512-6780



**Pika-Pika Alkyd Light Gray**

Yakisugi “shou sugi ban” siding and paneling. Wire-brushed and textured surface. Most of the soot is removed, revealing a striped pattern. Two coats of a plant-derived architectural grade alkyd coating are applied prior to shipping. Suitable for exterior and interior applications. Delivered ready to install.

Copy and Paste into Appropriate CSI Division  
SECTION 06 26 00 or 07 46 00  
CHARRED WOOD [SIDING] [&] [PANELING]



Scan QR code for pricing, sustainability and other data

Profile	Grade		
	Select	Premium Clear	Clear Vertical Grain
1 x 6 x 12 Shiplap	PA2326	PD2326	–
1 x 6 x 12 S3S Square Edge	PB2326	–	–
1 x 6 x 12 S4S Square Edge	PC2326	–	–
1 x 8 x 12 Shiplap	PE2326	–	–
1 x 8 x 12 S3S Square Edge	PF2326	–	–
1 x 2 x 12 S3S Square Edge	–	–	PG2326

**Considerations**

- Light gray color conceals fading better than other color options.
- Use a minimum amount of touch up oil and immediately wipe off residue to prevent glossy spots.
- Soot residue, caking, and erosion is unavoidable and will cause the finish to blemish, especially along board edges. This is a natural characteristic of this product.
- To prevent blocking between boards as well as abrasion blemishes, keep boards slip-sheeted until installation.

**Patina Scale**




The Patina Scale has been developed by Nakamoto Forestry to approximate how its products will weather over time—from 0 (“less patina/more color longevity”) to 10 (“less color longevity/more patina”). However, every product weathers at a different rate due to local conditions, and the Patina Scale is intended as general guidance only, and is solely for informational purposes. Nakamoto Forestry makes no guarantees, representations, or warranties, express or implied, regarding the appearance or color longevity of its products after installation.

**Wood Grade Select**



JAS "Small Knot" grade allows for up to 20 tight or 10 dead knots per 79" (2m) board length. Unlimited combination of heartwood and sapwood, pith allowed. Checks allowed to 1/16" as long as plank stability, weather-resistance, and cosmetics are not adversely affected.

**Premium Clear**



Premium Clear grade allows for up to 4 tight or 3 dead pinhole knots per 79" (2m) board length. Unlimited combination of heartwood and sapwood, no face pith allowed. Checks allowed to 1/16" as long as plank stability, weather-resistance, and cosmetics are not adversely affected.

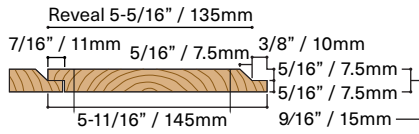


**Profiles and Dimensions**

(diagrams below are 20% actual size)

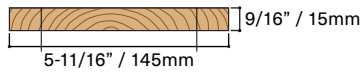
**1 x 6 x 12 Shiplap**

- Charred 3 sides
- 145-11/16" (3700mm) length
- 5.33 SF/piece



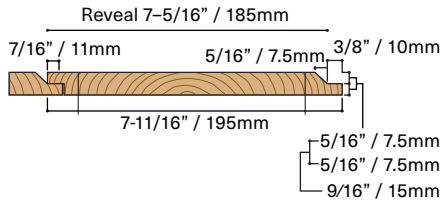
**1 x 6 x 12 S3S & S4S Square Edge**

- Charred 3 or 4 sides
- 145-11/16" (3700mm) length
- 5.75 SF/piece



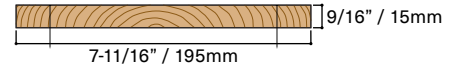
**1 x 8 x 12 Shiplap**

- Charred 3 sides
- 145-11/16" (3700mm) length
- 7.33 SF/piece



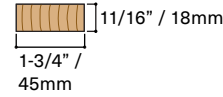
**1 x 8 x 12 S3S Square Edge**

- Charred 3 sides
- 145-11/16" (3700mm) length
- 7.75 SF/piece



**1 x 2 x 12 S3S Square Edge**

- Charred 3 sides
- 145-11/16" (3700mm) length
- 1.77 SF/piece



\*Dimensional shrinkage after manufacture is possible due to being a solid-sawn wood product.

**Prefinish**

The semi-solid alkyd oil stain is a permeable yet protective coating, with good texture and color. It is a very durable water-based stain, resistant to moisture and UV radiation. The alkyd oil stain is a great option for those who are looking for color consistency over natural patina. Soot residue, caking, and erosion is unavoidable and will cause the finish to blemish and fade, especially along board edges.

**Prefinish Options**

2 coats face: Coated on face and back only

**Prefinish Color**

Light Gray

**Pressure-Treated Fire Retardant**

Not available

**Field Cuts**

Coat all field cuts and rips with touchup oil

**Species**

*Cryptomeria japonica*, a monotypic genus in the cypress family native to Japan. The Japanese name is "sugi", as in yakisugi and "shou sugi ban". In English it is colloquially called Japanese cedar.

**Installation Details**

**For installation instructions see:**

[nakamotoforestry.com/installation](http://nakamotoforestry.com/installation)

**Overage**

Please add a healthy overage ranging 15-25%, as shipping additional material can be expensive

**Fastening (Exterior)**

Two ring or screw-shank headed face nails or screws per furring strip within 1" of each edge

**Substrate (Exterior)**

Rigid furring maximum 16" on-center

**Fastening (Interior)**

Tube adhesive and pin nails

**Substrate (Interior)**

Per design specifications

**Installation Layout**

Vertical or horizontal, all profiles

**Fire Resistance**

ASTM E-84 Class B

**Manufacturer**

**Nakamoto Forestry North America**

Warehouse & Office (By Appt Only)

7320 NE 55th Ave.  
Portland Oregon 97218  
Tel. (503) 512-6780



**Pika-Pika Alkyd Natural**

Yakisugi “shou sugi ban” siding and paneling. Wire-brushed and textured surface. Most of the soot is removed, revealing a striped pattern. Two coats of a plant-derived architectural grade alkyd coating are applied prior to shipping. Suitable for exterior and interior applications. Delivered ready to install.

Copy and Paste into Appropriate CSI Division  
SECTION 06 26 00 or 07 46 00  
CHARRED WOOD [SIDING] [&] [PANELING]



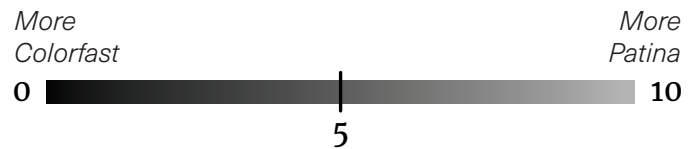
Scan QR code for pricing, sustainability and other data

Profile	Grade		
	Select	Premium Clear	Clear Vertical Grain
1 x 6 x 12 Shiplap	PA2322	PD2322	–
1 x 6 x 12 S3S Square Edge	PB2322	–	–
1 x 6 x 12 S4S Square Edge	PC2322	–	–
1 x 8 x 12 Shiplap	PE2322	–	–
1 x 8 x 12 S3S Square Edge	PF2322	–	–
1 x 2 x 12 S3S Square Edge	–	–	PG2322

**Considerations**

- Great color longevity for a natural pigment coating.
- Fades and changes color over time.
- Sort this product by tone on each wall section when installing for more uniform appearance.
- Soot residue, caking, and erosion is unavoidable and will cause the finish to blemish, especially along board edges. This is a natural characteristic of this product.
- To prevent blocking between boards as well as abrasion blemishes, keep boards slip-sheeted until installation.

**Patina Scale**




The Patina Scale has been developed by Nakamoto Forestry to approximate how its products will weather over time—from 0 (“less patina/more color longevity”) to 10 (“less color longevity/more patina”). However, every product weathers at a different rate due to local conditions, and the Patina Scale is intended as general guidance only, and is solely for informational purposes. Nakamoto Forestry makes no guarantees, representations, or warranties, express or implied, regarding the appearance or color longevity of its products after installation.

**Wood Grade Select**



JAS "Small Knot" grade allows for up to 20 tight or 10 dead knots per 79" (2m) board length. Unlimited combination of heartwood and sapwood, pith allowed. Checks allowed to 1/16" as long as plank stability, weather-resistance, and cosmetics are not adversely affected.

**Premium Clear**



Premium Clear grade allows for up to 4 tight or 3 dead pinhole knots per 79" (2m) board length. Unlimited combination of heartwood and sapwood, no face pith allowed. Checks allowed to 1/16" as long as plank stability, weather-resistance, and cosmetics are not adversely affected.

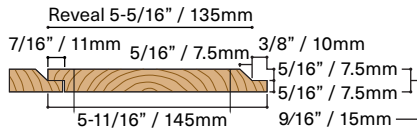


**Profiles and Dimensions**

(diagrams below are 20% actual size)

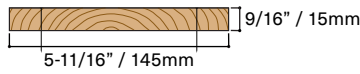
**1 x 6 x 12 Shiplap**

- Charred 3 sides
- 145-11/16" (3700mm) length
- 5.33 SF/piece



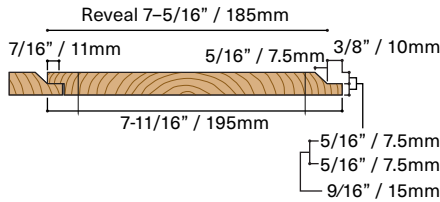
**1 x 6 x 12 S3S & S4S Square Edge**

- Charred 3 or 4 sides
- 145-11/16" (3700mm) length
- 5.75 SF/piece



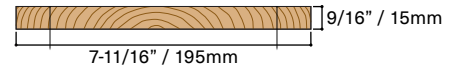
**1 x 8 x 12 Shiplap**

- Charred 3 sides
- 145-11/16" (3700mm) length
- 7.33 SF/piece



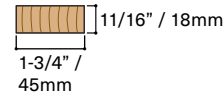
**1 x 8 x 12 S3S Square Edge**

- Charred 3 sides
- 145-11/16" (3700mm) length
- 7.75 SF/piece



**1 x 2 x 12 S3S Square Edge**

- Charred 3 sides
- 145-11/16" (3700mm) length
- 1.77 SF/piece



\*Dimensional shrinkage after manufacture is possible due to being a solid-sawn wood product.

**Prefinish**

The semi-solid alkyd oil stain is a permeable yet protective coating, with good texture and color. It is a very durable water-based stain, resistant to moisture and UV radiation. The alkyd oil stain is a great option for those who are looking for color consistency over natural patina. Soot residue, caking, and erosion is unavoidable and will cause the finish to blemish and fade, especially along board edges.

**Prefinish Options**

2 coats face: Coated on face and back only

**Prefinish Color**

Natural

**Pressure-Treated Fire Retardant**

Not available

**Field Cuts**

Coat all field cuts and rips with touchup oil

**Species**

*Cryptomeria japonica*, a monotypic genus in the cypress family native to Japan. The Japanese name is "sugi", as in yakisugi and "shou sugi ban". In English it is colloquially called Japanese cedar.

**Manufacturer**

**Nakamoto Forestry North America**

Warehouse & Office (By Appt Only)

7320 NE 55th Ave.  
Portland Oregon 97218  
Tel. (503) 512-6780

**Installation Details**

**For installation instructions see:**

[nakamotoforestry.com/installation](http://nakamotoforestry.com/installation)

**Overage**

Please add a healthy overage ranging 15-25%, as shipping additional material can be expensive

**Fastening (Exterior)**

Two ring or screw-shank headed face nails or screws per furring strip within 1" of each edge

**Substrate (Exterior)**

Rigid furring maximum 16" on-center

**Fastening (Interior)**

Tube adhesive and pin nails

**Substrate (Interior)**

Per design specifications

**Installation Layout**

Vertical or horizontal, all profiles

**Fire Resistance**

ASTM E-84 Class B



**Pika-Pika Alkyd Brown**

Yakisugi “shou sugi ban” siding and paneling. Wire-brushed and textured surface. Most of the soot is removed, revealing a striped pattern. Two coats of a plant-derived architectural grade alkyd coating are applied prior to shipping. Suitable for exterior and interior applications. Delivered ready to install.

Copy and Paste into Appropriate CSI Division  
SECTION 06 26 00 or 07 46 00  
CHARRED WOOD [SIDING] [&] [PANELING]



Scan QR code for pricing, sustainability and other data

Profile	Grade		
	Select	Premium Clear	Clear Vertical Grain
1 x 6 x 12 Shiplap	PA2324	PD2324	–
1 x 6 x 12 S3S Square Edge	PB2324	–	–
1 x 6 x 12 S4S Square Edge	PC2324	–	–
1 x 8 x 12 Shiplap	PE2324	–	–
1 x 8 x 12 S3S Square Edge	PF2324	–	–
1 x 2 x 12 S3S Square Edge	–	–	PG2324

**Considerations**

- Use a minimum amount of touch up oil and immediately wipe off residue to prevent glossy spots.
- Fades and changes color over time.
- Sort this product by tone on each wall section when installing for a more uniform appearance.
- Soot residue, caking, and erosion is unavoidable and will cause the finish to blemish, especially along board edges. This is a natural characteristic of this product.
- To prevent blocking between boards as well as abrasion blemishes, keep boards slip-sheeted until installation.

**Patina Scale**



The Patina Scale has been developed by Nakamoto Forestry to approximate how its products will weather over time—from 0 (“less patina/more color longevity”) to 10 (“less color longevity/more patina”). However, every product weathers at a different rate due to local conditions, and the Patina Scale is intended as general guidance only, and is solely for informational purposes. Nakamoto Forestry makes no guarantees, representations, or warranties, express or implied, regarding the appearance or color longevity of its products after installation.

**Wood Grade Select**



JAS "Small Knot" grade allows for up to 20 tight or 10 dead knots per 79" (2m) board length. Unlimited combination of heartwood and sapwood, pith allowed. Checks allowed to 1/16" as long as plank stability, weather-resistance, and cosmetics are not adversely affected.

**Premium Clear**



Premium Clear grade allows for up to 4 tight or 3 dead pinhole knots per 79" (2m) board length. Unlimited combination of heartwood and sapwood, no face pith allowed. Checks allowed to 1/16" as long as plank stability, weather-resistance, and cosmetics are not adversely affected.

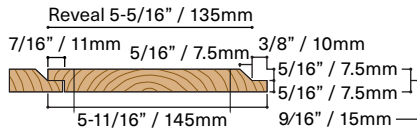


## Profiles and Dimensions

(diagrams below are 20% actual size)

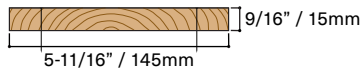
### 1 x 6 x 12 Shiplap

- Charred 3 sides
- 145-11/16" (3700mm) length
- 5.33 SF/piece



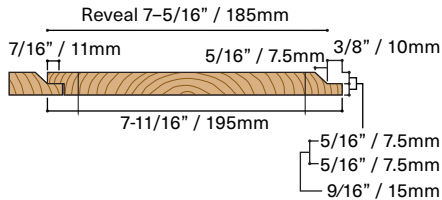
### 1 x 6 x 12 S3S & S4S Square Edge

- Charred 3 or 4 sides
- 145-11/16" (3700mm) length
- 5.75 SF/piece



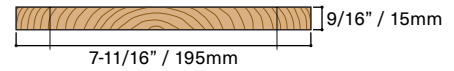
### 1 x 8 x 12 Shiplap

- Charred 3 sides
- 145-11/16" (3700mm) length
- 7.33 SF/piece



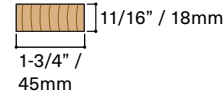
### 1 x 8 x 12 S3S Square Edge

- Charred 3 sides
- 145-11/16" (3700mm) length
- 7.75 SF/piece



### 1 x 2 x 12 S3S Square Edge

- Charred 3 sides
- 145-11/16" (3700mm) length
- 1.77 SF/piece



\*Dimensional shrinkage after manufacture is possible due to being a solid-sawn wood product.

## Prefinish

The semi-solid alkyd oil stain is a permeable yet protective coating, with good texture and color. It is a very durable water-based stain, resistant to moisture and UV radiation. The alkyd oil stain is a great option for those who are looking for color consistency over natural patina. Soot residue, caking, and erosion is unavoidable and will cause the finish to blemish and fade, especially along board edges.

### Prefinish Options

2 coats face: Coated on face and back only

### Prefinish Color

Brown

### Pressure-Treated Fire Retardant

Not available

### Field Cuts

Coat all field cuts and rips with touchup oil

## Species

*Cryptomeria japonica*, a monotypic genus in the cypress family native to Japan. The Japanese name is "sugi", as in yakisugi and "shou sugi ban". In English it is colloquially called Japanese cedar.

## Installation Details

### For installation instructions see:

[nakamotoforestry.com/installation](http://nakamotoforestry.com/installation)

### Overage

Please add a healthy overage ranging 15-25%, as shipping additional material can be expensive

### Fastening (Exterior)

Two ring or screw-shank headed face nails or screws per furring strip within 1" of each edge

### Substrate (Exterior)

Rigid furring maximum 16" on-center

### Fastening (Interior)

Tube adhesive and pin nails

### Substrate (Interior)

Per design specifications

### Installation Layout

Vertical or horizontal, all profiles

## Fire Resistance

ASTM E-84 Class B

## Manufacturer

### Nakamoto Forestry North America

Warehouse & Office (By Appt Only)

7320 NE 55th Ave.  
Portland Oregon 97218  
Tel. (503) 512-6780



**Pika-Pika Alkyd White**

Yakisugi “shou sugi ban” siding and paneling. Wire-brushed and textured surface. Most of the soot is removed, revealing a striped pattern. Two coats of a plant-derived architectural grade alkyd coating are applied prior to shipping. Suitable for exterior and interior applications. Delivered ready to install.

Copy and Paste into Appropriate CSI Division  
SECTION 06 26 00 or 07 46 00  
CHARRED WOOD [SIDING] [&] [PANELING]



Scan QR code for pricing, sustainability and other data

Profile	Grade		
	Select	Premium Clear	Clear Vertical Grain
1 x 6 x 12 Shiplap	PA2327	PD2327	–
1 x 6 x 12 S3S Square Edge	PB2327	–	–
1 x 6 x 12 S4S Square Edge	PC2327	–	–
1 x 8 x 12 Shiplap	PE2327	–	–
1 x 8 x 12 S3S Square Edge	PF2327	–	–
1 x 2 x 12 S3S Square Edge	–	–	PG2327

**Considerations**

- Use a minimum amount of touch up oil and immediately wipe off residue to prevent glossy spots.
- Soot residue, caking, and erosion is unavoidable and will cause the finish to blemish, especially along board edges. This is a natural characteristic of this product.
- To prevent blocking between boards as well as abrasion blemishes, keep boards slip-sheeted until installation.

**Patina Scale**



The Patina Scale has been developed by Nakamoto Forestry to approximate how its products will weather over time—from 0 (“less patina/more color longevity”) to 10 (“less color longevity/more patina”). However, every product weathers at a different rate due to local conditions, and the Patina Scale is intended as general guidance only, and is solely for informational purposes. Nakamoto Forestry makes no guarantees, representations, or warranties, express or implied, regarding the appearance or color longevity of its products after installation.

**Wood Grade**

**Select**



JAS "Small Knot" grade allows for up to 20 tight or 10 dead knots per 79" (2m) board length. Unlimited combination of heartwood and sapwood, pith allowed. Checks allowed to 1/16" as long as plank stability, weather-resistance, and cosmetics are not adversely affected.

**Premium Clear**



Premium Clear grade allows for up to 4 tight or 3 dead pinhole knots per 79" (2m) board length. Unlimited combination of heartwood and sapwood, no face pith allowed. Checks allowed to 1/16" as long as plank stability, weather-resistance, and cosmetics are not adversely affected.

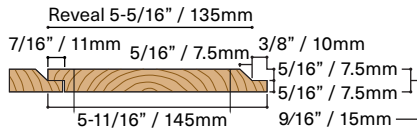


**Profiles and Dimensions**

(diagrams below are 20% actual size)

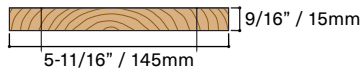
**1 x 6 x 12 Shiplap**

- Charred 3 sides
- 145-11/16" (3700mm) length
- 5.33 SF/piece



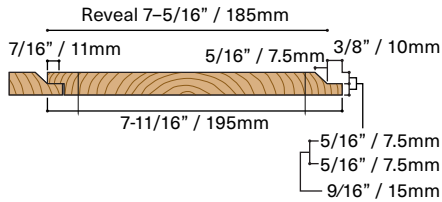
**1 x 6 x 12 S3S & S4S Square Edge**

- Charred 3 or 4 sides
- 145-11/16" (3700mm) length
- 5.75 SF/piece



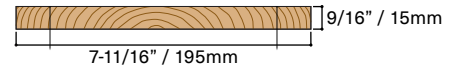
**1 x 8 x 12 Shiplap**

- Charred 3 sides
- 145-11/16" (3700mm) length
- 7.33 SF/piece



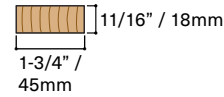
**1 x 8 x 12 S3S Square Edge**

- Charred 3 sides
- 145-11/16" (3700mm) length
- 7.75 SF/piece



**1 x 2 x 12 S3S Square Edge**

- Charred 3 sides
- 145-11/16" (3700mm) length
- 1.77 SF/piece



\*Dimensional shrinkage after manufacture is possible due to being a solid-sawn wood product.

**Prefinish**

The semi-solid alkyd oil stain is a permeable yet protective coating, with good texture and color. It is a very durable water-based stain, resistant to moisture and UV radiation. The alkyd oil stain is a great option for those who are looking for color consistency over natural patina. Soot residue, caking, and erosion is unavoidable and will cause the finish to blemish and fade, especially along board edges.

**Prefinish Options**

2 coats face: Coated on face and back only

**Prefinish Color**

White

**Pressure-Treated Fire Retardant**

Not available

**Field Cuts**

Coat all field cuts and rips with touchup oil

**Species**

*Cryptomeria japonica*, a monotypic genus in the cypress family native to Japan. The Japanese name is "sugi", as in yakisugi and "shou sugi ban". In English it is colloquially called Japanese cedar.

**Installation Details**

**For installation instructions see:**

[nakamotoforestry.com/installation](http://nakamotoforestry.com/installation)

**Overage**

Please add a healthy overage ranging 15-25%, as shipping additional material can be expensive

**Fastening (Exterior)**

Two ring or screw-shank headed face nails or screws per furring strip within 1" of each edge

**Substrate (Exterior)**

Rigid furring maximum 16" on-center

**Fastening (Interior)**

Tube adhesive and pin nails

**Substrate (Interior)**

Per design specifications

**Installation Layout**

Vertical or horizontal, all profiles

**Fire Resistance**

ASTM E-84 Class B

**Manufacturer**

**Nakamoto Forestry North America**

Warehouse & Office (By Appt Only)

7320 NE 55th Ave.  
Portland Oregon 97218  
Tel. (503) 512-6780



**Pika-Pika Linseed Black**

Yakisugi “shou sugi ban” siding and paneling. Wire-brushed and textured surface. Most of the soot is removed, revealing a striped pattern. A natural linseed oil is applied prior to shipping. Suitable for exterior applications only. Delivered ready to install.

Copy and Paste into Appropriate CSI Division  
SECTION 06 26 00 or 07 46 00  
CHARRED WOOD SIDING



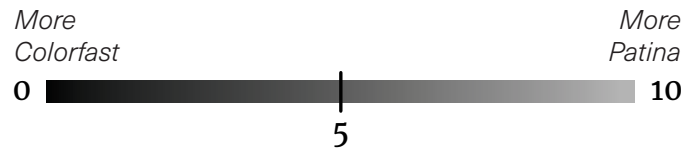
Scan QR code for pricing, sustainability and other data

Profile	Grade		
	Select	Premium Clear	Clear Vertical Grain
1 x 6 x 12 Shiplap	PA2131	PD2131	–
1 x 6 x 12 S3S Square Edge	PB2131	–	–
1 x 6 x 12 S4S Square Edge	PC2131	–	–
1 x 8 x 12 Shiplap	PE2131	–	–
1 x 8 x 12 S3S Square Edge	PF2131	–	–
1 x 2 x 12 S3S Square Edge	–	–	PG2131

**Considerations**

- This product is our shop favorite. It is stunningly beautiful in person.
- Fades and changes color over time.
- Sort this product by tone on each wall section when installing for a more uniform appearance.
- Soot residue, caking, and erosion is unavoidable and will cause the finish to blemish, especially along board edges. This is a natural characteristic of this product.

**Patina Scale**



The Patina Scale has been developed by Nakamoto Forestry to approximate how its products will weather over time—from 0 (“less patina/more color longevity”) to 10 (“less color longevity/more patina”). However, every product weathers at a different rate due to local conditions, and the Patina Scale is intended as general guidance only, and is solely for informational purposes. Nakamoto Forestry makes no guarantees, representations, or warranties, express or implied, regarding the appearance or color longevity of its products after installation.

**Wood Grade Select**



JAS "Small Knot" grade allows for up to 20 tight or 10 dead knots per 79" (2m) board length. Unlimited combination of heartwood and sapwood, pith allowed. Checks allowed to 1/16" as long as plank stability, weather-resistance, and cosmetics are not adversely affected.

**Premium Clear**



Premium Clear grade allows for up to 4 tight or 3 dead pinhole knots per 79" (2m) board length. Unlimited combination of heartwood and sapwood, no face pith allowed. Checks allowed to 1/16" as long as plank stability, weather-resistance, and cosmetics are not adversely affected.

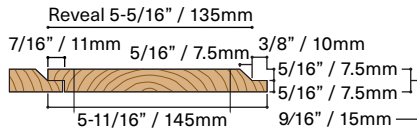


## Profiles and Dimensions

(diagrams below are 20% actual size)

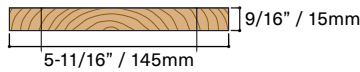
### 1 x 6 x 12 Shiplap

- Charred 3 sides
- 145-11/16" (3700mm) length
- 5.33 SF/piece



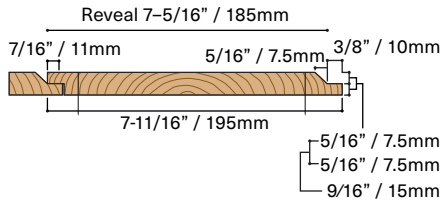
### 1 x 6 x 12 S3S & S4S Square Edge

- Charred 3 or 4 sides
- 145-11/16" (3700mm) length
- 5.75 SF/piece



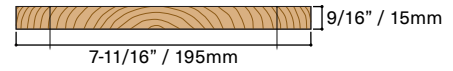
### 1 x 8 x 12 Shiplap

- Charred 3 sides
- 145-11/16" (3700mm) length
- 7.33 SF/piece



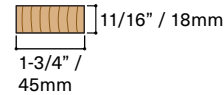
### 1 x 8 x 12 S3S Square Edge

- Charred 3 sides
- 145-11/16" (3700mm) length
- 7.75 SF/piece



### 1 x 2 x 12 S3S Square Edge

- Charred 3 sides
- 145-11/16" (3700mm) length
- 1.77 SF/piece



\*Dimensional shrinkage after manufacture is possible due to being a solid-sawn wood product.

## Prefinish

The semi-transparent linseed oil stain is designed to balance raw, natural beauty with color longevity. It absorbs into the wood, conditioning and enhancing the grain. The linseed finish is an excellent choice for owners who want to enjoy the inherent beauty of the wood as it weathers. The siding can be left to patina or re-oiled at any time to freshen up the color.

### Prefinish Options

1 coat + back oil: Coated on face and back only

### Prefinish Color

Black

### Pressure-Treated Fire Retardant

Not available

### Field Cuts

Coat all field cuts and rips with touchup oil

## Species

*Cryptomeria japonica*, a monotypic genus in the cypress family native to Japan. The Japanese name is "sugi", as in yakisugi and "shou sugi ban". In English it is colloquially called Japanese cedar.

## Installation Details

### For installation instructions see:

[nakamotoforestry.com/installation](http://nakamotoforestry.com/installation)

### Overage

Please add a healthy overage ranging 15-25%, as shipping additional material can be expensive

### Fastening (Exterior)

Two ring or screw-shank headed face nails or screws per furring strip within 1" of each edge

### Substrate (Exterior)

Rigid furring maximum 16" on-center

### Installation Layout

Vertical or horizontal, all profiles

## Fire Resistance

ASTM E-84 Class B

## Manufacturer

### Nakamoto Forestry North America

Warehouse & Office (By Appt Only)

7320 NE 55th Ave.  
Portland Oregon 97218  
Tel. (503) 512-6780



**Pika-Pika Linseed Dark Gray**

Yakisugi “shou sugi ban” siding and paneling. Wire-brushed and textured surface. Most of the soot is removed, revealing a striped pattern. A natural linseed oil is applied prior to shipping. Suitable for exterior applications only. Delivered ready to install.

Copy and Paste into Appropriate CSI Division  
SECTION 06 26 00 or 07 46 00  
CHARRED WOOD SIDING



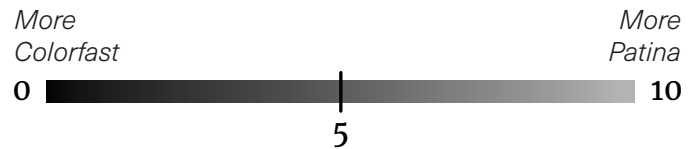
Scan QR code for pricing, sustainability and other data

Profile	Grade		
	Select	Premium Clear	Clear Vertical Grain
1 x 6 x 12 Shiplap	PA2135	PD2135	–
1 x 6 x 12 S3S Square Edge	PB2135	–	–
1 x 6 x 12 S4S Square Edge	PC2135	–	–
1 x 8 x 12 Shiplap	PE2135	–	–
1 x 8 x 12 S3S Square Edge	PF2135	–	–
1 x 2 x 12 S3S Square Edge	–	–	PG2135

**Considerations**

- Rich gray color with burnt wood undertones.
- Fades and changes color over time.
- Sort this product by tone on each wall section when installing for a more uniform appearance.
- Soot residue, caking, and erosion is unavoidable and will cause the finish to blemish, especially along board edges. This is a natural characteristic of this product.

**Patina Scale**



The Patina Scale has been developed by Nakamoto Forestry to approximate how its products will weather over time—from 0 (“less patina/more color longevity”) to 10 (“less color longevity/more patina”). However, every product weathers at a different rate due to local conditions, and the Patina Scale is intended as general guidance only, and is solely for informational purposes. Nakamoto Forestry makes no guarantees, representations, or warranties, express or implied, regarding the appearance or color longevity of its products after installation.

**Wood Grade Select**



JAS "Small Knot" grade allows for up to 20 tight or 10 dead knots per 79" (2m) board length. Unlimited combination of heartwood and sapwood, pith allowed. Checks allowed to 1/16" as long as plank stability, weather-resistance, and cosmetics are not adversely affected.

**Premium Clear**



Premium Clear grade allows for up to 4 tight or 3 dead pinhole knots per 79" (2m) board length. Unlimited combination of heartwood and sapwood, no face pith allowed. Checks allowed to 1/16" as long as plank stability, weather-resistance, and cosmetics are not adversely affected.

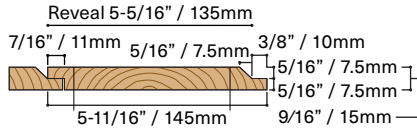


**Profiles and Dimensions**

(diagrams below are 20% actual size)

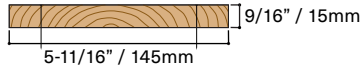
**1 x 6 x 12 Shiplap**

- Charred 3 sides
- 145-11/16" (3700mm) length
- 5.33 SF/piece



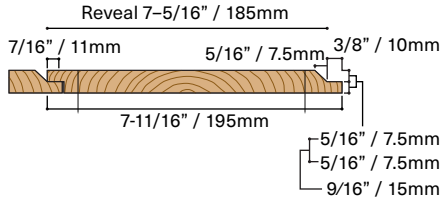
**1 x 6 x 12 S3S & S4S Square Edge**

- Charred 3 or 4 sides
- 145-11/16" (3700mm) length
- 5.75 SF/piece



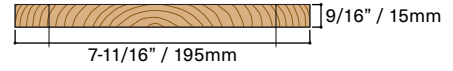
**1 x 8 x 12 Shiplap**

- Charred 3 sides
- 145-11/16" (3700mm) length
- 7.33 SF/piece



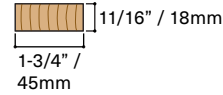
**1 x 8 x 12 S3S Square Edge**

- Charred 3 sides
- 145-11/16" (3700mm) length
- 7.75 SF/piece



**1 x 2 x 12 S3S Square Edge**

- Charred 3 sides
- 145-11/16" (3700mm) length
- 1.77 SF/piece



\*Dimensional shrinkage after manufacture is possible due to being a solid-sawn wood product.

**Prefinish**

The semi-transparent linseed oil stain is designed to balance raw, natural beauty with color longevity. It absorbs into the wood, conditioning and enhancing the grain. The linseed finish is an excellent choice for owners who want to enjoy the inherent beauty of the wood as it weathers. The siding can be left to patina or re-oiled at any time to freshen up the color.

**Prefinish Options**

1 coat + back oil: Coated on face and back only

**Prefinish Color**

Dark Gray

**Pressure-Treated Fire Retardant**

Not available

**Field Cuts**

Coat all field cuts and rips with touchup oil

**Species**

*Cryptomeria japonica*, a monotypic genus in the cypress family native to Japan. The Japanese name is "sugi", as in yakisugi and "shou sugi ban". In English it is colloquially called Japanese cedar.

**Manufacturer**

**Nakamoto Forestry North America**

Warehouse & Office (By Appt Only)

7320 NE 55th Ave.  
Portland Oregon 97218  
Tel. (503) 512-6780

**Installation Details**

**For installation instructions see:**

[nakamotoforestry.com/installation](http://nakamotoforestry.com/installation)

**Overage**

Please add a healthy overage ranging 15-25%, as shipping additional material can be expensive

**Fastening (Exterior)**

Two ring or screw-shank headed face nails or screws per furring strip within 1" of each edge

**Substrate (Exterior)**

Rigid furring maximum 16" on-center

**Installation Layout**

Vertical or horizontal, all profiles

**Fire Resistance**

ASTM E-84 Class B



**Pika-Pika Linseed Light Gray**

Yakisugi “shou sugi ban” siding and paneling. Wire-brushed and textured surface. Most of the soot is removed, revealing a striped pattern. A natural linseed oil is applied prior to shipping. Suitable for exterior applications only. Delivered ready to install.

Copy and Paste into Appropriate CSI Division  
SECTION 06 26 00 or 07 46 00  
CHARRED WOOD SIDING



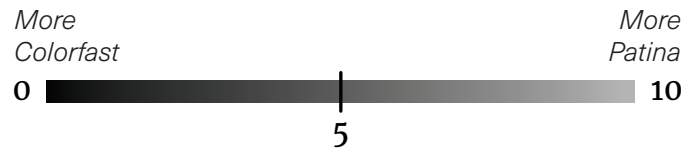
Scan QR code for pricing, sustainability and other data

Profile	Grade		
	Select	Premium Clear	Clear Vertical Grain
1 x 6 x 12 Shiplap	PA2136	PD2136	–
1 x 6 x 12 S3S Square Edge	PB2136	–	–
1 x 6 x 12 S4S Square Edge	PC2136	–	–
1 x 8 x 12 Shiplap	PE2136	–	–
1 x 8 x 12 S3S Square Edge	PF2136	–	–
1 x 2 x 12 S3S Square Edge	–	–	PG2136

**Considerations**

- Light gray color can conceal fading better than other pigment color options.
- Fades and changes color over time.
- Sort this product by tone on each wall section when installing for a more uniform appearance.
- Soot residue, caking, and erosion is unavoidable and will cause the finish to blemish, especially along board edges. This is a natural characteristic of this product.

**Patina Scale**




The Patina Scale has been developed by Nakamoto Forestry to approximate how its products will weather over time—from 0 (“less patina/more color longevity”) to 10 (“less color longevity/more patina”). However, every product weathers at a different rate due to local conditions, and the Patina Scale is intended as general guidance only, and is solely for informational purposes. Nakamoto Forestry makes no guarantees, representations, or warranties, express or implied, regarding the appearance or color longevity of its products after installation.

**Wood Grade Select**



JAS "Small Knot" grade allows for up to 20 tight or 10 dead knots per 79" (2m) board length. Unlimited combination of heartwood and sapwood, pith allowed. Checks allowed to 1/16" as long as plank stability, weather-resistance, and cosmetics are not adversely affected.

**Premium Clear**



Premium Clear grade allows for up to 4 tight or 3 dead pinhole knots per 79" (2m) board length. Unlimited combination of heartwood and sapwood, no face pith allowed. Checks allowed to 1/16" as long as plank stability, weather-resistance, and cosmetics are not adversely affected.

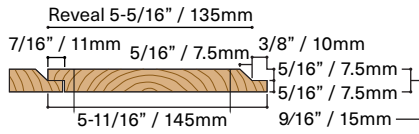


**Profiles and Dimensions**

(diagrams below are 20% actual size)

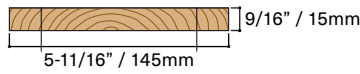
**1 x 6 x 12 Shiplap**

- Charred 3 sides
- 145-11/16" (3700mm) length
- 5.33 SF/piece



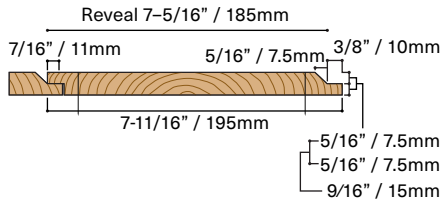
**1 x 6 x 12 S3S & S4S Square Edge**

- Charred 3 or 4 sides
- 145-11/16" (3700mm) length
- 5.75 SF/piece



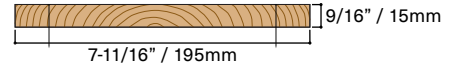
**1 x 8 x 12 Shiplap**

- Charred 3 sides
- 145-11/16" (3700mm) length
- 7.33 SF/piece



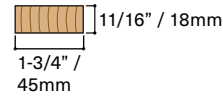
**1 x 8 x 12 S3S Square Edge**

- Charred 3 sides
- 145-11/16" (3700mm) length
- 7.75 SF/piece



**1 x 2 x 12 S3S Square Edge**

- Charred 3 sides
- 145-11/16" (3700mm) length
- 1.77 SF/piece



\*Dimensional shrinkage after manufacture is possible due to being a solid-sawn wood product.

**Prefinish**

The semi-transparent linseed oil stain is designed to balance raw, natural beauty with color longevity. It absorbs into the wood, conditioning and enhancing the grain. The linseed finish is an excellent choice for owners who want to enjoy the inherent beauty of the wood as it weathers. The siding can be left to patina or re-oiled at any time to freshen up the color.

**Prefinish Options**

1 coat + back oil: Coated on face and back only

**Prefinish Color**

Light Gray

**Pressure-Treated Fire Retardant**

Not available

**Field Cuts**

Coat all field cuts and rips with touchup oil

**Species**

*Cryptomeria japonica*, a monotypic genus in the cypress family native to Japan. The Japanese name is "sugi", as in yakisugi and "shou sugi ban". In English it is colloquially called Japanese cedar.

**Manufacturer**

**Nakamoto Forestry North America**

Warehouse & Office (By Appt Only)

7320 NE 55th Ave.  
Portland Oregon 97218  
Tel. (503) 512-6780

**Installation Details**

**For installation instructions see:**

[nakamotoforestry.com/installation](http://nakamotoforestry.com/installation)

**Overage**

Please add a healthy overage ranging 15-25%, as shipping additional material can be expensive

**Fastening (Exterior)**

Two ring or screw-shank headed face nails or screws per furring strip within 1" of each edge

**Substrate (Exterior)**

Rigid furring maximum 16" on-center

**Installation Layout**

Vertical or horizontal, all profiles

**Fire Resistance**

ASTM E-84 Class B



**Pika-Pika Linseed Amber**

Yakisugi “shou sugi ban” siding and paneling. Wire-brushed and textured surface. Most of the soot is removed, revealing a striped pattern. A natural linseed oil is applied prior to shipping. Suitable for exterior applications only. Delivered ready to install.

Copy and Paste into Appropriate CSI Division  
SECTION 06 26 00 or 07 46 00  
CHARRED WOOD SIDING



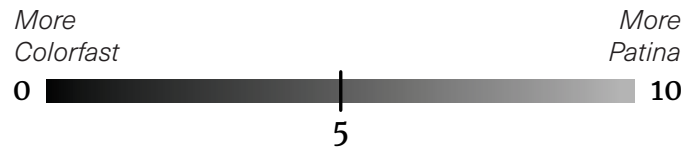
Scan QR code for pricing, sustainability and other data

Profile	Grade		
	Select	Premium Clear	Clear Vertical Grain
1 x 6 x 12 Shiplap	PA2133	PD2133	–
1 x 6 x 12 S3S Square Edge	PB2133	–	–
1 x 6 x 12 S4S Square Edge	PC2133	–	–
1 x 8 x 12 Shiplap	PE2133	–	–
1 x 8 x 12 S3S Square Edge	PF2133	–	–
1 x 2 x 12 S3S Square Edge	–	–	PG2133

**Considerations**


- Transparent oxide UV inhibitors in the oil finish slow down weathering while showcasing the natural wood grain.
- Fades and changes color over time.
- Sort this product by tone on each wall section when installing for a more uniform appearance.
- Soot residue, caking, and erosion is unavoidable and will cause the finish to blemish, especially along board edges. This is a natural characteristic of this product.

**Patina Scale**



The Patina Scale has been developed by Nakamoto Forestry to approximate how its products will weather over time—from 0 (“less patina/more color longevity”) to 10 (“less color longevity/more patina”). However, every product weathers at a different rate due to local conditions, and the Patina Scale is intended as general guidance only, and is solely for informational purposes. Nakamoto Forestry makes no guarantees, representations, or warranties, express or implied, regarding the appearance or color longevity of its products after installation.

**Wood Grade Select**



JAS "Small Knot" grade allows for up to 20 tight or 10 dead knots per 79" (2m) board length. Unlimited combination of heartwood and sapwood, pith allowed. Checks allowed to 1/16" as long as plank stability, weather-resistance, and cosmetics are not adversely affected.

**Premium Clear**



Premium Clear grade allows for up to 4 tight or 3 dead pinhole knots per 79" (2m) board length. Unlimited combination of heartwood and sapwood, no face pith allowed. Checks allowed to 1/16" as long as plank stability, weather-resistance, and cosmetics are not adversely affected.

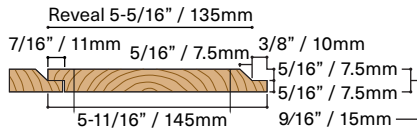


**Profiles and Dimensions**

(diagrams below are 20% actual size)

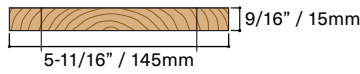
**1 x 6 x 12 Shiplap**

- Charred 3 sides
- 145-11/16" (3700mm) length
- 5.33 SF/piece



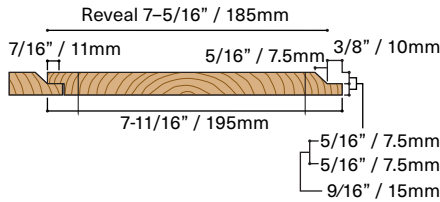
**1 x 6 x 12 S3S & S4S Square Edge**

- Charred 3 or 4 sides
- 145-11/16" (3700mm) length
- 5.75 SF/piece



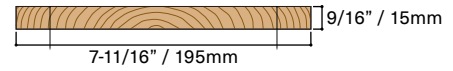
**1 x 8 x 12 Shiplap**

- Charred 3 sides
- 145-11/16" (3700mm) length
- 7.33 SF/piece



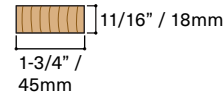
**1 x 8 x 12 S3S Square Edge**

- Charred 3 sides
- 145-11/16" (3700mm) length
- 7.75 SF/piece



**1 x 2 x 12 S3S Square Edge**

- Charred 3 sides
- 145-11/16" (3700mm) length
- 1.77 SF/piece



\*Dimensional shrinkage after manufacture is possible due to being a solid-sawn wood product.

**Prefinish**

The semi-transparent linseed oil stain is designed to balance raw, natural beauty with color longevity. It absorbs into the wood, conditioning and enhancing the grain. The linseed finish is an excellent choice for owners who want to enjoy the inherent beauty of the wood as it weathers. The siding can be left to patina or re-oiled at any time to freshen up the color.

**Prefinish Options**

1 coat + back oil: Coated on face and back only

**Prefinish Color**

Amber

**Pressure-Treated Fire Retardant**

Not available

**Field Cuts**

Coat all field cuts and rips with touchup oil

**Species**

*Cryptomeria japonica*, a monotypic genus in the cypress family native to Japan. The Japanese name is "sugi", as in yakisugi and "shou sugi ban". In English it is colloquially called Japanese cedar.

**Installation Details**

**For installation instructions see:**

[nakamotoforestry.com/installation](http://nakamotoforestry.com/installation)

**Overage**

Please add a healthy overage ranging 15-25%, as shipping additional material can be expensive

**Fastening (Exterior)**

Two ring or screw-shank headed face nails or screws per furring strip within 1" of each edge

**Substrate (Exterior)**

Rigid furring maximum 16" on-center

**Installation Layout**

Vertical or horizontal, all profiles

**Fire Resistance**

ASTM E-84 Class B

**Manufacturer**

**Nakamoto Forestry North America**

Warehouse & Office (By Appt Only)

7320 NE 55th Ave.  
Portland Oregon 97218  
Tel. (503) 512-6780



**Pika-Pika Linseed Natural**

Yakisugi “shou sugi ban” siding and paneling. Wire-brushed and textured surface. Most of the soot is removed, revealing a striped pattern. A natural linseed oil is applied prior to shipping. Suitable for exterior applications only. Delivered ready to install.

Copy and Paste into Appropriate CSI Division  
SECTION 06 26 00 or 07 46 00  
CHARRED WOOD SIDING



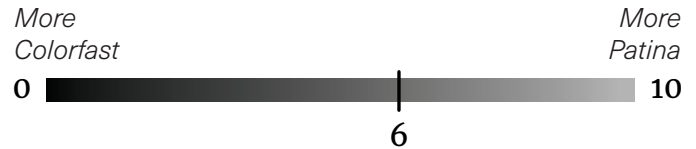
Scan QR code for pricing, sustainability and other data

Profile	Grade		
	Select	Premium Clear	Clear Vertical Grain
1 x 6 x 12 Shiplap	PA2132	PD2132	–
1 x 6 x 12 S3S Square Edge	PB2132	–	–
1 x 6 x 12 S4S Square Edge	PC2132	–	–
1 x 8 x 12 Shiplap	PE2132	–	–
1 x 8 x 12 S3S Square Edge	PF2132	–	–
1 x 2 x 12 S3S Square Edge	–	–	PG2132

**Considerations**

- Showcases the natural wood grain and color best among our exterior yakisugi "shou sugi ban" products.
- Fades and changes color over time.
- Sort this product by tone on each wall section when installing for a more uniform appearance.
- Soot residue, caking, and erosion is unavoidable and will cause the finish to blemish, especially along board edges. This is a natural characteristic of this product.

**Patina Scale**




The Patina Scale has been developed by Nakamoto Forestry to approximate how its products will weather over time—from 0 (“less patina/more color longevity”) to 10 (“less color longevity/more patina”). However, every product weathers at a different rate due to local conditions, and the Patina Scale is intended as general guidance only, and is solely for informational purposes. Nakamoto Forestry makes no guarantees, representations, or warranties, express or implied, regarding the appearance or color longevity of its products after installation.

**Wood Grade Select**



JAS "Small Knot" grade allows for up to 20 tight or 10 dead knots per 79" (2m) board length. Unlimited combination of heartwood and sapwood, pith allowed. Checks allowed to 1/16" as long as plank stability, weather-resistance, and cosmetics are not adversely affected.

**Premium Clear**



Premium Clear grade allows for up to 4 tight or 3 dead pinhole knots per 79" (2m) board length. Unlimited combination of heartwood and sapwood, no face pith allowed. Checks allowed to 1/16" as long as plank stability, weather-resistance, and cosmetics are not adversely affected.

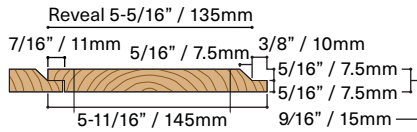


## Profiles and Dimensions

(diagrams below are 20% actual size)

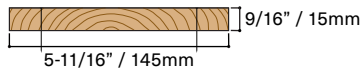
### 1 x 6 x 12 Shiplap

- Charred 3 sides
- 145-11/16" (3700mm) length
- 5.33 SF/piece



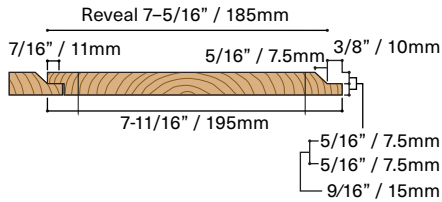
### 1 x 6 x 12 S3S & S4S Square Edge

- Charred 3 or 4 sides
- 145-11/16" (3700mm) length
- 5.75 SF/piece



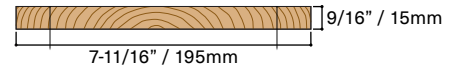
### 1 x 8 x 12 Shiplap

- Charred 3 sides
- 145-11/16" (3700mm) length
- 7.33 SF/piece



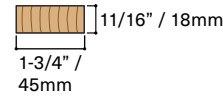
### 1 x 8 x 12 S3S Square Edge

- Charred 3 sides
- 145-11/16" (3700mm) length
- 7.75 SF/piece



### 1 x 2 x 12 S3S Square Edge

- Charred 3 sides
- 145-11/16" (3700mm) length
- 1.77 SF/piece



\*Dimensional shrinkage after manufacture is possible due to being a solid-sawn wood product.

## Prefinish

The transparent linseed oil stain is designed to balance raw, natural beauty with color longevity. It absorbs into the wood, conditioning and enhancing the grain. The linseed finish is an excellent choice for owners who want to enjoy the inherent beauty of the wood as it weathers. The siding can be left to patina or re-oiled at any time to freshen up the color.

### Prefinish Options

1 coat + back oil: Coated on face and back only

### Prefinish Color

Natural

### Pressure-Treated Fire Retardant

Not available

### Field Cuts

Coat all field cuts and rips with touchup oil

## Species

*Cryptomeria japonica*, a monotypic genus in the cypress family native to Japan. The Japanese name is "sugi", as in yakisugi and "shou sugi ban". In English it is colloquially called Japanese cedar.

## Manufacturer

### Nakamoto Forestry North America

Warehouse & Office (By Appt Only)

7320 NE 55th Ave.  
Portland Oregon 97218  
Tel. (503) 512-6780

## Installation Details

### For installation instructions see:

[nakamotoforestry.com/installation](http://nakamotoforestry.com/installation)

### Overage

Please add a healthy overage ranging 15-25%, as shipping additional material can be expensive

### Fastening (Exterior)

Two ring or screw-shank headed face nails or screws per furring strip within 1" of each edge

### Substrate (Exterior)

Rigid furring maximum 16" on-center

### Installation Layout

Vertical or horizontal, all profiles

## Fire Resistance

ASTM E-84 Class B



**Pika-Pika Linseed Brown**

Yakisugi “shou sugi ban” siding and paneling. Wire-brushed and textured surface. Most of the soot is removed, revealing a striped pattern. A natural linseed oil is applied prior to shipping. Suitable for exterior applications only. Delivered ready to install.

Copy and Paste into Appropriate CSI Division  
SECTION 06 26 00 or 07 46 00  
CHARRED WOOD SIDING



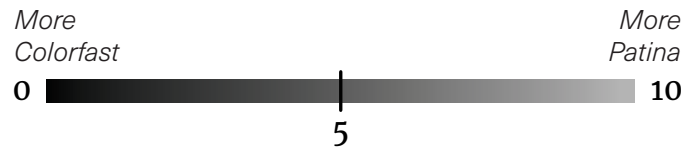
Scan QR code for pricing, sustainability and other data

Profile	Grade		
	Select	Premium Clear	Clear Vertical Grain
1 x 6 x 12 Shiplap	PA2134	PD2134	–
1 x 6 x 12 S3S Square Edge	PB2134	–	–
1 x 6 x 12 S4S Square Edge	PC2134	–	–
1 x 8 x 12 Shiplap	PE2134	–	–
1 x 8 x 12 S3S Square Edge	PF2134	–	–
1 x 2 x 12 S3S Square Edge	–	–	PG2134

**Considerations**

- Our best-selling Pika-Pika product worldwide.
- Fades and changes color over time.
- Sort this product by tone on each wall section when installing for a more uniform appearance.
- Soot residue, caking, and erosion is unavoidable and will cause the finish to blemish, especially along board edges. This is a natural characteristic of this product.

**Patina Scale**



The Patina Scale has been developed by Nakamoto Forestry to approximate how its products will weather over time—from 0 (“less patina/more color longevity”) to 10 (“less color longevity/more patina”). However, every product weathers at a different rate due to local conditions, and the Patina Scale is intended as general guidance only, and is solely for informational purposes. Nakamoto Forestry makes no guarantees, representations, or warranties, express or implied, regarding the appearance or color longevity of its products after installation.


**Wood Grade**

**Select**



JAS "Small Knot" grade allows for up to 20 tight or 10 dead knots per 79" (2m) board length. Unlimited combination of heartwood and sapwood, pith allowed. Checks allowed to 1/16" as long as plank stability, weather-resistance, and cosmetics are not adversely affected.

**Premium Clear**



Premium Clear grade allows for up to 4 tight or 3 dead pinhole knots per 79" (2m) board length. Unlimited combination of heartwood and sapwood, no face pith allowed. Checks allowed to 1/16" as long as plank stability, weather-resistance, and cosmetics are not adversely affected.

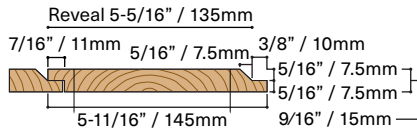


**Profiles and Dimensions**

(diagrams below are 20% actual size)

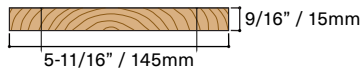
**1 x 6 x 12 Shiplap**

- Charred 3 sides
- 145-11/16" (3700mm) length
- 5.33 SF/piece



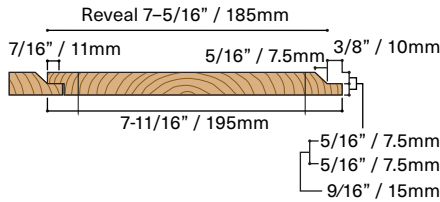
**1 x 6 x 12 S3S & S4S Square Edge**

- Charred 3 or 4 sides
- 145-11/16" (3700mm) length
- 5.75 SF/piece



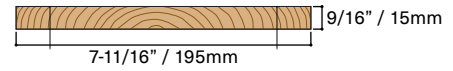
**1 x 8 x 12 Shiplap**

- Charred 3 sides
- 145-11/16" (3700mm) length
- 7.33 SF/piece



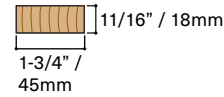
**1 x 8 x 12 S3S Square Edge**

- Charred 3 sides
- 145-11/16" (3700mm) length
- 7.75 SF/piece



**1 x 2 x 12 S3S Square Edge**

- Charred 3 sides
- 145-11/16" (3700mm) length
- 1.77 SF/piece



\*Dimensional shrinkage after manufacture is possible due to being a solid-sawn wood product.

**Prefinish**

The semi-transparent linseed oil stain is designed to balance raw, natural beauty with color longevity. It absorbs into the wood, conditioning and enhancing the grain. The linseed finish is an excellent choice for owners who want to enjoy the inherent beauty of the wood as it weathers. The siding can be left to patina or re-oiled at any time to freshen up the color.

**Prefinish Options**

1 coat + back oil: Coated on face and back only

**Prefinish Color**

Brown

**Pressure-Treated Fire Retardant**

Not available

**Field Cuts**

Coat all field cuts and rips with touchup oil

**Species**

*Cryptomeria japonica*, a monotypic genus in the cypress family native to Japan. The Japanese name is "sugi", as in yakisugi and "shou sugi ban". In English it is colloquially called Japanese cedar.

**Installation Details**

**For installation instructions see:**

[nakamotoforestry.com/installation](http://nakamotoforestry.com/installation)

**Overage**

Please add a healthy overage ranging 15-25%, as shipping additional material can be expensive

**Fastening (Exterior)**

Two ring or screw-shank headed face nails or screws per furring strip within 1" of each edge

**Substrate (Exterior)**

Rigid furring maximum 16" on-center

**Installation Layout**

Vertical or horizontal, all profiles

**Fire Resistance**

ASTM E-84 Class B

**Manufacturer**

**Nakamoto Forestry North America**

Warehouse & Office (By Appt Only)

7320 NE 55th Ave.  
Portland Oregon 97218  
Tel. (503) 512-6780



**Pika-Pika Linseed White**

Yakisugi “shou sugi ban” siding and paneling. Wire-brushed and textured surface. Most of the soot is removed, revealing a striped pattern. A natural linseed oil is applied prior to shipping. Suitable for exterior applications only. Delivered ready to install.

Copy and Paste into Appropriate CSI Division  
SECTION 06 26 00 or 07 46 00  
CHARRED WOOD SIDING



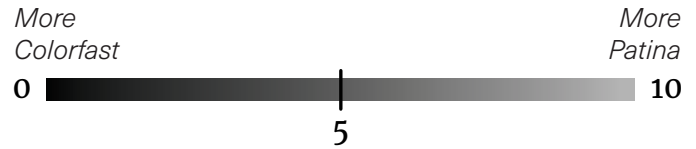
Scan QR code for pricing, sustainability and other data

Profile	Grade		
	Select	Premium Clear	Clear Vertical Grain
1 x 6 x 12 Shiplap	PA2137	PD2137	–
1 x 6 x 12 S3S Square Edge	PB2137	–	–
1 x 6 x 12 S4S Square Edge	PC2137	–	–
1 x 8 x 12 Shiplap	PE2137	–	–
1 x 8 x 12 S3S Square Edge	PF2137	–	–
1 x 2 x 12 S3S Square Edge	–	–	PG2137

**Considerations**

- The semi-transparent white stain soaks into the wood, highlighting the grain's natural pink and amber colors.
- Fades and changes color over time.
- Sort this product by tone on each wall section when installing for a more uniform appearance.
- Soot residue, caking, and erosion is unavoidable and will cause the finish to blemish, especially along board edges. This is a natural characteristic of this product.

**Patina Scale**



The Patina Scale has been developed by Nakamoto Forestry to approximate how its products will weather over time—from 0 (“less patina/more color longevity”) to 10 (“less color longevity/more patina”). However, every product weathers at a different rate due to local conditions, and the Patina Scale is intended as general guidance only, and is solely for informational purposes. Nakamoto Forestry makes no guarantees, representations, or warranties, express or implied, regarding the appearance or color longevity of its products after installation.

**Wood Grade Select**



JAS "Small Knot" grade allows for up to 20 tight or 10 dead knots per 79" (2m) board length. Unlimited combination of heartwood and sapwood, pith allowed. Checks allowed to 1/16" as long as plank stability, weather-resistance, and cosmetics are not adversely affected.

**Premium Clear**



Premium Clear grade allows for up to 4 tight or 3 dead pinhole knots per 79" (2m) board length. Unlimited combination of heartwood and sapwood, no face pith allowed. Checks allowed to 1/16" as long as plank stability, weather-resistance, and cosmetics are not adversely affected.

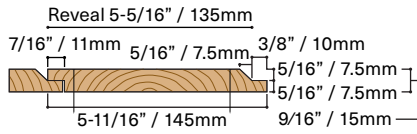


**Profiles and Dimensions**

(diagrams below are 20% actual size)

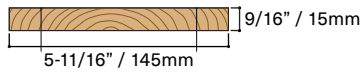
**1 x 6 x 12 Shiplap**

- Charred 3 sides
- 145-11/16" (3700mm) length
- 5.33 SF/piece



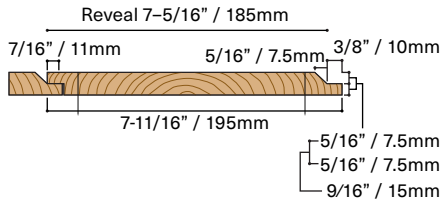
**1 x 6 x 12 S3S & S4S Square Edge**

- Charred 3 or 4 sides
- 145-11/16" (3700mm) length
- 5.75 SF/piece



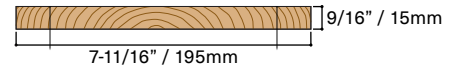
**1 x 8 x 12 Shiplap**

- Charred 3 sides
- 145-11/16" (3700mm) length
- 7.33 SF/piece



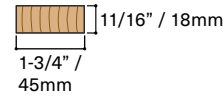
**1 x 8 x 12 S3S Square Edge**

- Charred 3 sides
- 145-11/16" (3700mm) length
- 7.75 SF/piece



**1 x 2 x 12 S3S Square Edge**

- Charred 3 sides
- 145-11/16" (3700mm) length
- 1.77 SF/piece



\*Dimensional shrinkage after manufacture is possible due to being a solid-sawn wood product.

**Prefinish**

The semi-transparent linseed oil stain is designed to balance raw, natural beauty with color longevity. It absorbs into the wood, conditioning and enhancing the grain. The linseed finish is an excellent choice for owners who want to enjoy the inherent beauty of the wood as it weathers. The siding can be left to patina or re-oiled at any time to freshen up the color.

**Prefinish Options**

1 coat + back oil: Coated on face and back only

**Prefinish Color**

White

**Pressure-Treated Fire Retardant**

Not available

**Field Cuts**

Coat all field cuts and rips with touchup oil

**Species**

*Cryptomeria japonica*, a monotypic genus in the cypress family native to Japan. The Japanese name is "sugi", as in yakisugi and "shou sugi ban". In English it is colloquially called Japanese cedar.

**Manufacturer**

**Nakamoto Forestry North America**

Warehouse & Office (By Appt Only)

7320 NE 55th Ave.  
Portland Oregon 97218  
Tel. (503) 512-6780

**Installation Details**

**For installation instructions see:**

[nakamotoforestry.com/installation](http://nakamotoforestry.com/installation)

**Overage**

Please add a healthy overage ranging 15-25%, as shipping additional material can be expensive

**Fastening (Exterior)**

Two ring or screw-shank headed face nails or screws per furring strip within 1" of each edge

**Substrate (Exterior)**

Rigid furring maximum 16" on-center

**Installation Layout**

Vertical or horizontal, all profiles

**Fire Resistance**

ASTM E-84 Class B



**Pika-Pika Polyurethane Clear**

Yakisugi "shou sugi ban" siding and paneling. Wire-brushed and textured surface. Most of the soot is removed, revealing a striped pattern. A clear polyurethane is applied prior to shipping. Suitable for interior applications only. Delivered ready to install.

Copy and Paste into Appropriate CSI Division  
SECTION 06 26 00 or 07 46 00  
CHARRED WOOD PANELING



Scan QR code for pricing, sustainability and other data

Profile	Grade		
	Select	Premium Clear	Clear Vertical Grain
1 x 6 x 12 Shiplap	PA2529	PD2529	–
1 x 6 x 12 S3S Square Edge	PB2529	–	–
1 x 8 x 12 Shiplap	PE2529	–	–
1 x 8 x 12 S3S Square Edge	PF2529	–	–
1 x 2 x 12 S3S Square Edge	–	–	PG2529

**Considerations**

- The non-toxic interior polyurethane coating has a satin sheen.
- Dramatically shows the opulent, natural wood grain.
- Sort this product by tone on each wall section when installing for a more uniform appearance.
- Soot residue, caking, and erosion is unavoidable and will cause the finish to blemish, especially along board edges; this is a natural characteristic of this product.
- To prevent blocking between boards as well as abrasion blemishes, keep boards slip-sheeted until installation.

**Wood Grade**

**Select**



JAS "Small Knot" grade allows for up to 20 tight or 10 dead knots per 79" (2m) board length. Unlimited combination of heartwood and sapwood, pith allowed. Checks allowed to 1/16" as long as plank stability, weather-resistance, and cosmetics are not adversely affected.

**Premium Clear**



Premium Clear grade allows for up to 4 tight or 3 dead pinhole knots per 79" (2m) board length. Unlimited combination of heartwood and sapwood, no face pith allowed. Checks allowed to 1/16" as long as plank stability, weather-resistance, and cosmetics are not adversely affected.

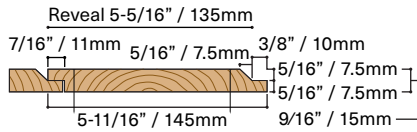


## Profiles and Dimensions

(diagrams below are 20% actual size)

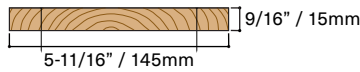
### 1 x 6 x 12 Shiplap

- Charred 3 sides
- 145-11/16" (3700mm) length
- 5.33 SF/piece



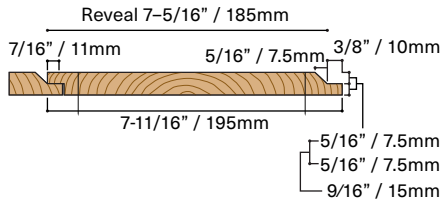
### 1 x 6 x 12 S3S Square Edge

- Charred 3 sides
- 145-11/16" (3700mm) length
- 5.75 SF/piece



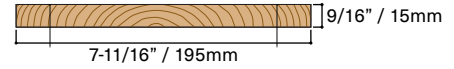
### 1 x 8 x 12 Shiplap

- Charred 3 sides
- 145-11/16" (3700mm) length
- 7.33 SF/piece



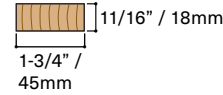
### 1 x 8 x 12 S3S Square Edge

- Charred 3 sides
- 145-11/16" (3700mm) length
- 7.75 SF/piece



### 1 x 2 x 12 S3S Square Edge

- Charred 3 sides
- 145-11/16" (3700mm) length
- 1.77 SF/piece



\*Dimensional shrinkage after manufacture is possible due to being a solid-sawn wood product.

## Prefinish

Our non-toxic polyurethane is a clean and hard coating that protects the wood from dirt and abrasion. It can be cleaned with a moist cloth and easily touched up. It is not suitable for exterior applications or where the siding is consistently exposed to moisture.

### Prefinish Options

2 coats face only

### Prefinish Color

Clear

### Pressure-Treated Fire Retardant

Not available

### Field Cuts

Coat all field cuts and rips with touchup oil

## Species

*Cryptomeria japonica*, a monotypic genus in the cypress family native to Japan. The Japanese name is "sugi", as in yakisugi and "shou sugi ban". In English it is colloquially called Japanese cedar.

## Manufacturer

### Nakamoto Forestry North America

Warehouse & Office (By Appt Only)

7320 NE 55th Ave.  
Portland Oregon 97218  
Tel. (503) 512-6780

## Installation Details

### For installation instructions see:

[nakamotoforestry.com/installation](http://nakamotoforestry.com/installation)

### Overage

Please add a healthy overage ranging 15-25%, as shipping additional material can be expensive

### Fastening (Interior)

Tube adhesive and pin nails

### Substrate (Interior)

Per design specifications

### Installation Layout

Vertical or horizontal, all profiles

## Fire Resistance

Please inquire with our Sales team for current certifications and listings.



**Pika-Pika with Warranted Acrylic Coating Black**

Yakisugi “shou sugi ban” siding and paneling. Wire-brushed surface with most soot removed, revealing a defined grain texture. Three coats of a warranted acrylic coating is applied prior to shipment. Suitable for exterior and interior applications. Delivered ready to install.

Copy and Paste into Appropriate CSI Division  
SECTION 06 26 00 or 07 46 00  
CHARRED WOOD [SIDING] [&] [PANELING]



Scan QR code for pricing, sustainability and other data

Profile	Grade			
	Select	Premium Clear	Clear Vertical Grain	Select+Fire Retardant
1 x 6 x 12 Shiplap	PA2751	PD2751	–	YA2751
1 x 6 x 12 S3S Square Edge	PB2751	–	–	–
1 x 6 x 12 S4S Square Edge	PC2751	–	–	–
1 x 8 x 12 Shiplap	PE2751	–	–	–
1 x 8 x 12 S3S Square Edge	PF2751	–	–	–
1 x 2 x 12 S3S Square Edge	–	–	PG2751	–

**Considerations**


- Great option for institutional or other projects requiring the best coating performance.
- Architectural grade coating field tested for generations.
- Soot residue, caking, and erosion is unavoidable and will cause the finish to blemish, especially along board edges. This is a natural characteristic of this product.
- To prevent blocking between boards as well as abrasion blemishes, keep boards slip-sheeted until installation.

**Patina Scale**




The Patina Scale has been developed by Nakamoto Forestry to approximate how its products will weather over time—from 0 (“less patina/more color longevity”) to 10 (“less color longevity/more patina”). However, every product weathers at a different rate due to local conditions, and the Patina Scale is intended as general guidance only, and is solely for informational purposes. Nakamoto Forestry makes no guarantees, representations, or warranties, express or implied, regarding the appearance or color longevity of its products after installation.

**Wood Grade Select**



JAS "Small Knot" grade allows for up to 20 tight or 10 dead knots per 79" (2m) board length. Unlimited combination of heartwood and sapwood, pith allowed. Checks allowed to 1/16" as long as plank stability, weather-resistance, and cosmetics are not adversely affected.

**Premium Clear**



Premium Clear grade allows for up to 4 tight or 3 dead pinhole knots per 79" (2m) board length. Unlimited combination of heartwood and sapwood, no face pith allowed. Checks allowed to 1/16" as long as plank stability, weather-resistance, and cosmetics are not adversely affected.

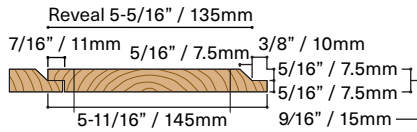


## Profiles and Dimensions

(diagrams below are at 20% actual size)

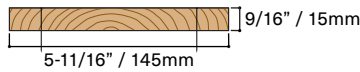
### 1 x 6 x 12 Shiplap

- Charred 3 sides
- 145-11/16" (3700mm) length
- 5.33 SF/piece



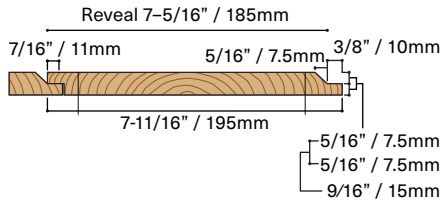
### 1 x 6 x 12 S3S & S4S Square Edge

- Charred 3 or 4 sides
- 145-11/16" (3700mm) length
- 5.75 SF/piece



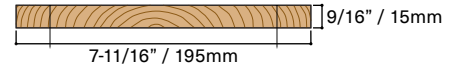
### 1 x 8 x 12 Shiplap

- Charred 3 sides
- 145-11/16" (3700mm) length
- 7.33 SF/piece



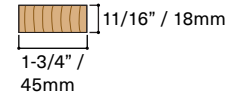
### 1 x 8 x 12 S3S Square Edge

- Charred 3 sides
- 145-11/16" (3700mm) length
- 7.75 SF/piece



### 1 x 2 x 12 S3S Square Edge

- Charred 3 sides
- 145-11/16" (3700mm) length
- 1.77 SF/piece



\*Dimensional shrinkage after manufacture is possible due to being a solid-sawn wood product.

## Prefinish

Acrylic latex coatings offer the best color durability on the market by being high adhesion, high build and solid color. This finish is designed to withstand challenging exterior environments, has been tested in the field for over 60 years and carries a limited manufacturer warranty of 25 years.

### Prefinish Options

3 coats: Coated on 4 sides

### Prefinish Color

Black

### Pressure-Treated Fire Retardant

Available Select grade 1x6x12 shiplap only

### Field Cuts

Coat all field cuts and rips with touchup oil

## Species

*Cryptomeria japonica*, a monotypic genus in the cypress family native to Japan. The Japanese name is "sugi", as in yakisugi and "shou sugi ban". In English it is colloquially called Japanese cedar.

## Manufacturer

### Nakamoto Forestry North America

Warehouse & Office (By Appt Only)

7320 NE 55th Ave.  
Portland Oregon 97218  
Tel. (503) 512-6780

## Installation Details

### For installation instructions see:

[nakamotoforestry.com/installation](http://nakamotoforestry.com/installation)

### Overage

Please add a healthy overage ranging 15-25%, as shipping additional material can be expensive

### Fastening (Exterior)

Two ring or screw-shank headed face nails or screws per furring strip within 1" of each edge

### Substrate (Exterior)

Rigid furring maximum 16" on-center

### Fastening (Interior)

Tube adhesive and pin nails

### Substrate (Interior)

Per design specifications

### Installation Layout

Vertical or horizontal, all profiles

## Fire Resistance

Please inquire with our Sales team for current certifications and listings.



## Sugi Flat Grain Siding, Paneling and Rough Lumber Unoiled

High-grade Japanese Sugi siding, paneling, and rough lumber. Straight logs, flat sawn, graded for color and grain. Suitable for exterior and interior applications, with or without a coating. Substitute on projects where North American cedar or cypress are specified. Delivered ready to install, mill, or coat.

Copy and Paste into Appropriate CSI Division  
SECTION 06 26 00, 06 40 00 or 07 46 00  
WOOD [SIDING] [&] [PANELING] [&] [MILLWORK]



Scan QR code for pricing, sustainability and other data


Profile	Grade	
	Select	Premium Clear
1 x 6 x 12 Shiplap	CA2000	CD2000
1 x 6 x 12 S3S Square Edge	CB2000	-
1 x 8 x 12 S3S Square Edge	CF2000	-
8/4 Rough Lumber 157 -1/2" (4000mm) Lengths	-	CT4000

### Considerations

- Alternate for many cedar or cypress specifications.
- Rich, clean and beautiful material, with great color range.
- Raw sugi has a distinctive, pleasing cedar aroma.
- Can be stained or coated on site, or enjoyed uncoated. Oil stain application and maintenance will dramatically increase siding longevity.
- Please apply and dry oil stains or coatings in horizontal orientation and before installation. If an oil stain is applied after installation please back brush the siding or paneling for an even finish.
- Rough lumber for millwork, case work, furniture, etc.

### Wood Grade

#### Select



JAS "Small Knot" grade allows for up to 20 tight or 10 dead knots per 79" (2m) board length. Unlimited combination of heartwood and sapwood, pith allowed. Checks allowed to 1/16" as long as plank stability, weather-resistance, and cosmetics are not adversely affected.

#### Premium Clear



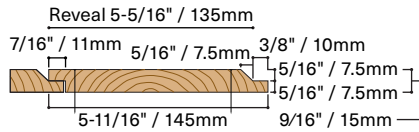
Premium Clear grade allows for up to 4 tight or 3 dead pinhole knots per 79" (2m) board length. Unlimited combination of heartwood and sapwood, no face pith allowed. Checks allowed to 1/16" as long as plank stability, weather-resistance, and cosmetics are not adversely affected.

## Profiles and Dimensions

(diagrams below are at 20% actual size)

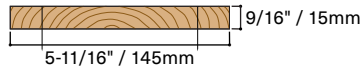
### 1 x 6 x 12 Shiplap

- Sanded 120 grit
- 145-11/16" (3700mm) length
- 5.33 SF/piece



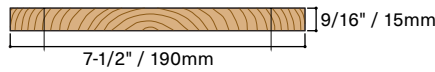
### 1 x 6 x 12 S3S Square Edge

- Sanded 120 grit
- 145-11/16" (3700mm) length
- 5.75 SF/piece



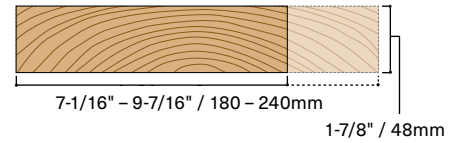
### 1 x 8 x 12 S3S Square Edge

- Sanded 120 grit
- 145-11/16" (3700mm) length
- 7.5 SF/piece



### 8/4 Rough Lumber - Flat Grain

- Rough sawn
- 157-1/2" (4000mm) lengths
- 7-1/16" - 9-7/16" (180 - 240mm) widths



\*Dimensional shrinkage after manufacture is possible due to being a solid-sawn wood product.

## Prefinish

Sugi is often left unoil in clean interior applications, or in exterior applications where a patina is desired. It can also be coated by the customer with standard tradecraft before or after installation. Leaving the wood unoil in exterior applications allows it to weather naturally, according to the local climate.

### Prefinish Options

N/A

### Prefinish Color

N/A

### Pressure-Treated Fire Retardant

Please inquire with our sales team.

### Field Cuts

N/A

## Species

*Cryptomeria japonica*, a monotypic genus in the Cypress family native to Japan. The Japanese name is "Sugi" (as in yakisugi and "shou sugi ban"). In English it is colloquially called Japanese Cedar.

## Manufacturer

### Nakamoto Forestry North America

#### Warehouse & Office (By Appt Only)

7320 NE 55th Ave.  
Portland Oregon 97218  
Tel. (503) 512-6780

## Installation Details

### For installation instructions:

Contact [sales@nakamotoforestry.com](mailto:sales@nakamotoforestry.com)

### Overage

Please add a healthy overage ranging from 15-25%, as shipping additional material can be expensive

### Fastening (Exterior)

Two ring or screw-shank headed face nails or screws per furring strip within 1" of each edge

### Substrate (Exterior)

Rigid furring maximum 16" on-center

### Fastening (Interior)

Tube adhesive and pin nails

### Substrate (Interior)

Per design specifications

### Installation Layout

Vertical or horizontal, all profiles

## Fire Resistance

ASTM E2707 & CSFM 12-7A-1 WUI  
ASTM E-84 Class B

## Moisture Content

Air dried then kiln dried to 9-13% MC, but may fluctuate during transport or warehousing. Please acclimate on site for two weeks prior to installation.



## Sugi Flat Grain Siding Weathering Stain Silver

High-grade Japanese Sugi siding. Straight logs, flat sawn, graded for color and grain, then sanded. Suitable for exterior applications only. Substitute on projects where North American cedar or cypress are specified. A weathering stain is applied prior to shipment. Our weathering stain is designed to mimic the look of moisture-aged, silver wood. The initial silver pigment in the stain will wash off of the walls within the first several seasons, leaving them to turn a beautiful and unique gray-silver. The color will continue to change and patina over time. Delivered ready to install.

**Copy and Paste into Appropriate CSI Division**  
**SECTION 06 26 00 or 07 46 00**  
**WOOD SIDING**



**Scan QR code for pricing, sustainability and other data**

Profile	Grade	
	Select	Premium Clear
1 x 6 x 12 Shiplap	CA2618	CD2618
1 x 6 x 12 S3S Square Edge	CB2618	-
1 x 8 x 12 S3S Square Edge	CF2618	-

### Considerations

- Alternate for many cedar or cypress specifications.
- This patina siding product has a unique living finish. Designed to weather from pigmented silver to faded silver over time.
- Due to its composition, the factory silver stain can be uneven in color and tone, and can appear blotchy.


### Patina Scale



The Patina Scale has been developed by Nakamoto Forestry to approximate how its products will weather over time—from 0 (“less patina/more color longevity”) to 10 (“less color longevity/more patina”). However, every product weathers at a different rate due to local conditions, and the Patina Scale is intended as general guidance only, and is solely for informational purposes. Nakamoto Forestry makes no guarantees, representations, or warranties, express or implied, regarding the appearance or color longevity of its products after installation.

### Wood Grade

#### Select



JAS “Small Knot” grade allows for up to 20 tight or 10 dead knots per 79” (2m) board length. Unlimited combination of heartwood and sapwood, pith allowed. Checks allowed to 1/16” as long as plank stability, weather-resistance, and cosmetics are not adversely affected.

#### Premium Clear



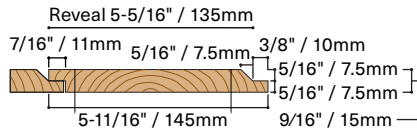
Premium Clear grade allows for up to 4 tight or 3 dead pinhole knots per 79” (2m) board length. Unlimited combination of heartwood and sapwood, no face pith allowed. Checks allowed to 1/16” as long as plank stability, weather-resistance, and cosmetics are not adversely affected.

## Profiles and Dimensions

(diagrams below are at 20% actual size)

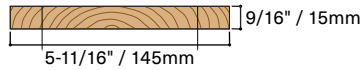
### 1 x 6 x 12 Shiplap

- Sanded 120 grit
- 145-11/16" (3700mm) length
- 5.33 SF/piece



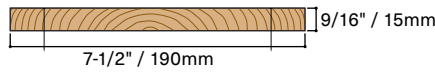
### 1 x 6 x 12 S3S Square Edge

- Sanded 120 grit
- 145-11/16" (3700mm) length
- 5.75 SF/piece



### 1 x 8 x 12 S3S Square Edge

- Sanded 120 grit
- 145-11/16" (3700mm) length
- 7.5 SF/piece



\*Dimensional shrinkage after manufacture is possible due to being a solid-sawn wood product.

## Prefinish

Our silver weathering stain is based on the Cape Cod gray aesthetic and is for exterior applications only. It is designed to be a maintenance-free living finish that develops a bleached coastal patina over time. The stain has two components. One is the initial silver pigment designed to wash off. The second is a mineral that reacts with atmospheric moisture and tannic acid in the wood, to develop a bleached silver color.

### Prefinish Options

Stained face only

### Prefinish Color

Silver

### Pressure-Treated Fire Retardant

Please inquire with our sales team.

### Field Cuts

Coat all field cuts and rips with touchup stain

## Species

*Cryptomeria japonica*, a monotypic genus in the Cypress family native to Japan. The Japanese name is "Sugi" (as in yakisugi and "shou sugi ban"). In English it is colloquially called Japanese Cedar.

## Manufacturer

### Nakamoto Forestry North America

Warehouse & Office (By Appt Only)

7320 NE 55th Ave.  
Portland Oregon 97218  
Tel. (503) 512-6780

## Installation Details

### For installation instructions:

Contact [sales@nakamotoforestry.com](mailto:sales@nakamotoforestry.com)

### Overage

Please add a healthy overage ranging from 15-25%, as shipping additional material can be expensive

### Fastening (Exterior)

Two ring or screw-shank headed face nails or screws per furring strip within 1" of each edge

### Substrate (Exterior)

Rigid furring maximum 16" on-center

### Installation Layout

Vertical or horizontal, all profiles

## Fire Resistance

ASTM E2707 & CSFM 12-7A-1 WUI

ASTM E-84 Class B

## Moisture Content

Air dried then kiln dried to 9-13% MC, but may fluctuate during transport or warehousing. Please acclimate on site for two weeks prior to installation.



## Sugi Vertical Grain Siding, Paneling and Rough Lumber Unoiled

High-grade clear vertical grain Japanese Sugi siding, paneling, and rough lumber. Quartersawn premium straight logs, graded for color and grain. Siding and paneling are available in nickel gap shiplap and sanded to 120grit. Rough lumber is available in 8/4 thickness, random widths, and multiple lengths. Suitable for exterior and interior applications, with or without a coating. Substitute on projects where North American cedar or cypress are specified. Delivered ready to install, mill, or coat.

**Copy and Paste into Appropriate CSI Division**  
SECTION 06 26 00, 06 40 00 or 07 46 00  
WOOD [SIDING] [&] [PANELING] [&] [MILLWORK]



**Scan QR code for pricing, sustainability and other data**

Profile	Clear Vertical Grain
1 x 5 x 12 Nickel Gap Shiplap	CQ2000
1 x 6 x 12 Nickel Gap Shiplap	CR2000
8/4 Rough Lumber 78-3/4" – 94-1/2" (2000 – 2400mm) Lengths	CS8000
8/4 Rough Lumber 165-3/8" (4200mm) Lengths	CS4000

### Considerations

- Alternate for tight grain old growth specifications.
- Rich, clean and beautiful material, with great color range.
- Raw sugi has a distinctive, pleasing cedar aroma.
- Can be stained or coated on site, or enjoyed uncoated. Oil stain application and maintenance will dramatically increase siding longevity.
- Please apply and dry oil stains or coatings in horizontal orientation and before installation. If an oil stain is applied after installation please back brush the siding or paneling for an even finish.
- Rough lumber for millwork, case work, furniture, etc.

### Wood Grade

#### Clear Vertical Grain



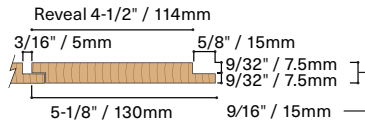
Clear vertical grain grade allows for up to 4 tight or 3 dead pinhole knots per 79" (2m) board length. Unlimited combination of heartwood and sapwood, no face pith allowed. Checks allowed to 1/16" as long as plank stability, weather-resistance, and cosmetics are not adversely affected.

## Profiles and Dimensions

(diagrams below are at 20% actual size)

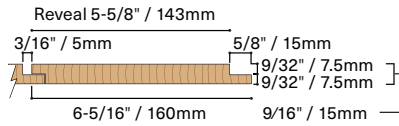
### 1 x 5 x 12 Nickel Gap Shiplap

- Sanded 120 grit
- 145-11/16" (3700mm) length
- 4.75 SF/piece



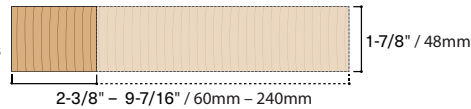
### 1 x 6 x 12 Nickel Gap Shiplap

- Sanded 120 grit
- 145-11/16" (3700mm) length
- 6 SF/piece



### 3/4 Rough Lumber – Vertical Grain

- Rough sawn
- 78-3/4" – 165-3/8" (2000 – 4200mm) lengths
- 2-3/8" – 9-7/16" (60 – 240mm) widths



\*Dimensional shrinkage after manufacture is possible due to being a solid-sawn wood product.

## Prefinish

Sugi is often left unoil in clean interior applications, or in exterior applications where a patina is desired. It can also be coated by the customer with standard tradecraft before or after installation. Leaving the wood unoil in exterior applications allows it to weather naturally, according to the local climate.

## Prefinish Options

N/A

## Prefinish Color

N/A

## Pressure-Treated Fire Retardant

Please inquire with our sales team.

## Field Cuts

N/A

## Species

*Cryptomeria japonica*, a monotypic genus in the Cypress family native to Japan. The Japanese name is "Sugi" (as in yakisugi and "shou sugi ban"). In English it is colloquially called Japanese Cedar.

## Manufacturer

### Nakamoto Forestry North America

#### Warehouse & Office (By Appt Only)

7320 NE 55th Ave.  
Portland Oregon 97218  
Tel. (503) 512-6780

## Installation Details

### For installation instructions:

Contact [sales@nakamotoforestry.com](mailto:sales@nakamotoforestry.com)

### Overage

Please add a healthy overage ranging from 15-25%, as shipping additional material can be expensive

### Fastening (Exterior)

Two ring or screw-shank headed face nails or screws per furring strip within 1" of each edge

### Substrate (Exterior)

Rigid furring maximum 16" on-center

### Fastening (Interior)

Tube adhesive and pin nails

### Substrate (Interior)

Per design specifications

### Installation Layout

Vertical or horizontal, all profiles

## Fire Resistance

ASTM E2707 & CSFM 12-7A-1 WUI  
ASTM E-84 Class B

## Moisture Content

Air dried then kiln dried to 9-13% MC, but may fluctuate during transport or warehousing. Please acclimate on site for two weeks prior to installation.



## Hinoki Moulder Blanks

Hinoki cypress (*Chamaecyparis obtusa*) is an aromatic and rot-resistant lumber species native to central and southern Japan. The wood's straight grain, light color, and luxe planed sheen make it an ideal aesthetic material for wall, floor, and ceiling surfaces. Our premium clear grade (without knots) hinoki moulder blanks are designed to be custom milled by your local moulder.

Copy and Paste into Appropriate CSI Division

SECTION 06 26 00 or 07 46 00

WOOD PANELING



Scan QR code for pricing, sustainability and other data

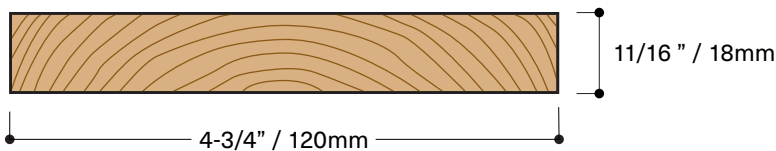
Profile	Premium Clear Grade
1 x 5 x 12 Moulder Blank	HM2000

## Considerations

- Rough-sawn and dried, ready for your local moulder or millwork shop
- Ideal for saunas, interior paneling, ceilings, flooring, cabinetry; can be used for millwork glue-ups, furniture, or other applications
- Prized for its natural aromatics, rot-resistance, and blonde color
- If coated with a finish, the wood will lose its fragrant qualities
- Will develop brown flecks or marbling in exterior exposure
- Can be substituted for Port Orford Cedar in most specifications

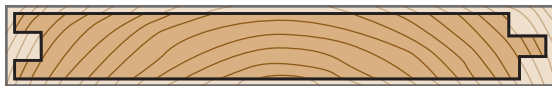
## Moulder Blank Dimensions (diagrams below are 60% actual size)

- All 145-11/16" lengths



## Example profiles available from your local moulder


T&G Nickel Gap moulded from a hinoki blank



T&G



V-Match



S4S



Nickel Gap



Shiplap



Channel lap



Beveled Lap



## Wood Grade

### Premium Clear



Premium Clear grade allows for up to 4 tight or 3 dead pinhole knots per 79" (2m) board length. Unlimited combination of heartwood and sapwood, no face pith allowed. Checks allowed to 1/16" as long as plank stability, weather-resistance, and cosmetics are not adversely affected.

## Prefinish

Hinoki's durability and preservability are among the highest levels in the world. Its aesthetic beauty and resiliency make hinoki an excellent choice for both interior and exterior applications, with or without a finish applied. If coated with a finish, the wood will lose its fragrant qualities.

### Prefinish Options

n/a

### Prefinish Color

n/a

### Exterior Application

Will develop brown flecks and marbling

### Interior Application

Yes

### Pressure-Treated Fire Retardant

Not available

### Field Cuts

n/a

## Species

*Chamaecyparis obtusa*, an aromatic and rot-resistant lumber species native to central and southern Japan. Hinoki wood is revered for its aromatic compounds (including alpha-terpineol and limonene) which provide an incense-like fragrance while also serving as natural defenses against insects.

## Manufacturer

### Nakamoto Forestry North America

#### Warehouse & Office (By Appt Only)

7320 NE 55th Ave.  
Portland Oregon 97218  
Tel. (503) 512-6780

## Installation Details

### Overage

Please add a healthy overage ranging 15-25%, as shipping additional material can be expensive

### Fastening (Interior)

Per design specifications

### Substrate (Interior)

Per design specifications

### Installation Layout

Per design specifications

## Fire Resistance

Please inquire with our Sales team for current certifications and listings.

## Moisture Content

Air dried then kiln dried to 11-14% MC, but may fluctuate during transport or warehousing. Please acclimate in the installation location for two weeks prior to installation.



### Fastenings - Painted Black

Use these fastenings for a polished, efficient installation, and to achieve optimal durability. Nakamoto Forestry does not require the purchase of accessories as part of a lumber package. However, accessories used must meet our installation parameters and local code. Always follow manufacturer installation requirements.

Exteriors must be properly sealed and flashed in a shingle fashion to prevent moisture intrusion and buildup. Always have a design professional review project installation parameters relative to your local building code and regional best practices for managing moisture and water vapor in your area.

#### Coil Nails

Standard coil siding nails painted black

##### SKU# CNB20

- 6 penny (6d)
- 2" length
- 1800 pcs/box
- Each box covers +/- 450 SF of 6" shiplap

##### SKU# CNB25

- 8 penny (8d)
- 2.5", 2 1/2" length
- 1800 pcs/box
- Each box covers +/- 450 SF of 6" shiplap

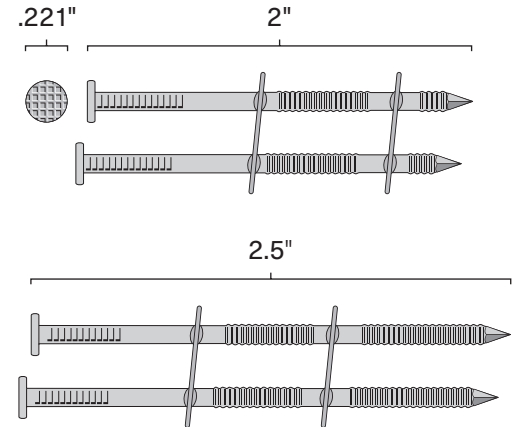
#### SPECIFICATIONS

- Full round checkered head
- Type 316 stainless steel shank & coil wire to prevent ferrous streaking
- Shank diameter 0.092"
- Head diameter 0.221"
- Annular-ring shank
- 15° pitch
- Diamond point

#### COMPATIBLE COIL NAILERS

- Metabo® (Hitachi®) NV65AH, NV75AG
- Max® CN55, CN665, CN565, CN565S, CN550S
- Senco® SCN60XP, SCN49, SCN65XP
- Bostitch® N64C, N66C, N75C
- Makita® AN611, AN635H
- Grip-Rite® GRTCS250
- Duo-Fast® P275C • Pallet Pro® 57F

Diagrams below are to size



#### Hand-Drive Nails

Standard 2" ring-shank hand-drive siding nails painted black

##### SKU# HNB20-05

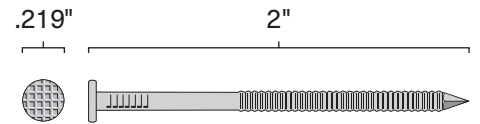
- 5# box, +/- 975 pcs
- Each box covers +/- 220 SF of 6" shiplap

##### SKU# HNB20-25

- 25# box, +/- 4,875 pcs
- Each box covers +/- 1,100 SF of 6" shiplap

#### SPECIFICATIONS

- 6 penny (6d)
- 2" length
- Full round checkered head
- Type 316 stainless steel
- Head diameter 0.219", 1/4"
- Shank diameter 0.099"
- Annular-ring shank
- Diamond point
- 13 gauge



#### Hammer Caps

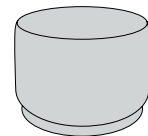
To prevent paint scuffing on siding nails

##### SKU# HMC125

- 2 pcs/pack
- 1 pc covers +/- 200 SF

#### SPECIFICATIONS

- Impact-resistant plastic
- Fits both 16oz and 20oz hammers



#### Wakugi Nails

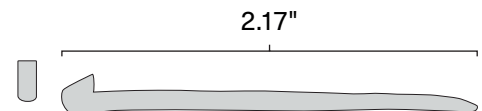
Japanese traditional hand-forged nails

##### SKU# HNW217

- 100 pcs
- Each box covers +/- 25 SF

#### SPECIFICATIONS

- 2.17" length
- Iron
- Square shank
- Needle point
- Pre-drilling recommended



**Fastenings - Painted Black – Continued**

**Trim Head Siding Screws**

Standard star drive trim head sidingscrews painted black

**SKU# SB162**

- 1.625", 1 5/8" length
- 4,000 pcs/box
- Each box covers +/- 1,000 SF of 6" shiplap

**SKU# SB225**

- 2.25", 2 1/4" length
- 3,000 pcs/box
- Each box covers +/- 750 SF of 6" shiplap

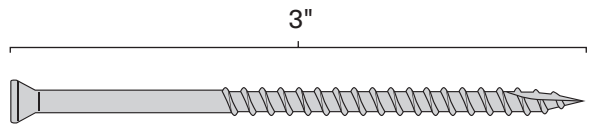
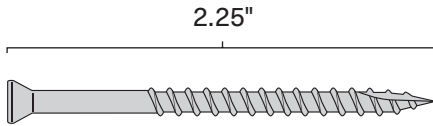
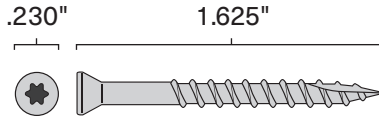
**SKU# SB300**

- 3" length
- 2,000 pcs/box
- Each box covers +/- 500 SF of 6" shiplap

**SPECIFICATIONS**

- #7 screw
- T15 star drive
- Trim-style head is less noticeable
- Type 316 stainless steel
- Head diameter 0.230", 1/4"
- Coarse threads up approximately 2/3 of shank
- Type 17 point self-tapping

Diagrams below are to size



**Supplier**

**Nakamoto Forestry North America**

**Warehouse & Office** (By Appt Only)

7320 NE 55th Ave.  
 Portland Oregon 97218  
 Tel. (503) 512-6780



**Aluminum Trim Profiles**

Use these trims for a polished appearance, efficient installation and to achieve optimal durability. Nakamoto Forestry does not require the purchase of accessories as part of a lumber package. However, accessories used must meet our installation parameters and local code. Always follow manufacturer installation requirements. Extruded trims are not flashing and are not part of a moisture management system. They have a primarily cosmetic function and will not stop all water intrusion into the structure.

Exteriors must be properly sealed and flashed in a shingle fashion to prevent moisture intrusion and buildup. Always have a design professional review project installation parameters relative to your local building code and regional best practices for managing moisture and water vapor in your area.

- 6063-T5 0.050+/- 0.005" extruded aluminum from recycled sources
- Diagrams below are 1:2 scale

**Low Profile Outside Corner**

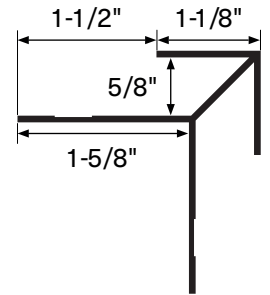
Black

SKU# LA58B10 10' length

SKU# LA58B08 8' length

**SPECIFICATIONS**

- Factory-anodized black
- 5/8" channel
- 8' and 10' lengths



**Reveal Open Outside Corner**

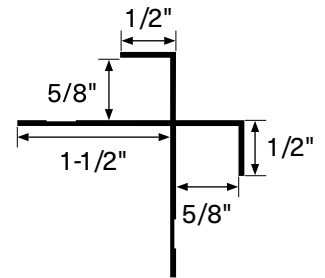
Black

SKU# RX58B10 10' length

SKU# RX58B08 8' length

**SPECIFICATIONS**

- Factory-anodized black
- 5/8" channel
- 8' and 10' lengths



**Inside Corner**

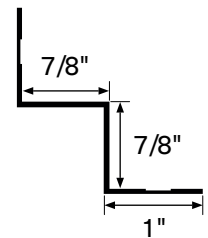
Black

SKU# IW34B10 10' length

SKU# IW34B08 8' length

**SPECIFICATIONS**

- Factory-anodized black
- 7/8" channel
- 8' and 10' length



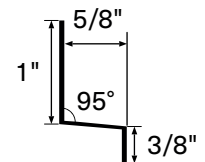
**Horizontal Z-Bar**

Black

SKU# Z58B08 8' length

**SPECIFICATIONS**

- Factory-anodized black
- 5/8" transition
- 8' lengths



**Standard J-Bar**

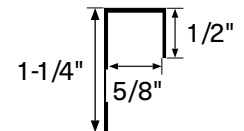
Black

SKU# J58B10 10' length

SKU# J58B08 8' length

**SPECIFICATIONS**

- Factory-anodized black or primed white
- 5/8" channel
- 8' and 10' lengths



**Supplier**

**Nakamoto Forestry North America**

**Warehouse & Office** (By Appt Only)

7320 NE 55th Ave.

Portland Oregon 97218

Tel. (503) 512-6780

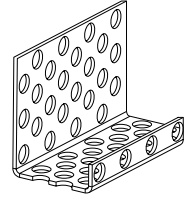


**Perforated J-Bar**

• Diagrams below are 1:2 scale

**SPECIFICATIONS**

- Intake or exhaust
- Mill finish aluminum
- 1/8" x 7/32" staggered hole pattern
- 0.032 gauge metal stock
- 8' and 10' lengths

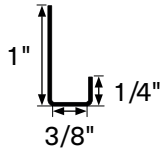


**3/8"**

SKU# PJ38B10 10' length

SKU# PJ38B08 8' length

• Net free area for air flow 0.51 in<sup>2</sup> per LF

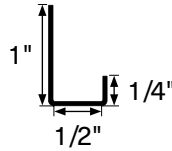


**1/2"**

SKU# PJ12B10 10' length

SKU# PJ12B08 8' length

• Net free area for air flow 0.71 in<sup>2</sup> per LF

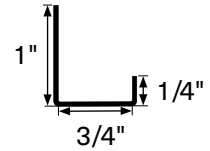


**3/4"**

SKU# PJ34B10 10' length

SKU# PJ34B08 8' length

• Net free area for air flow 1.07 in<sup>2</sup> per LF



**Supplier**

**Nakamoto Forestry North America**

Warehouse & Office (By Appt Only)

7320 NE 55th Ave.  
 Portland Oregon 97218  
 Tel. (503) 512-6780

