

**Gendai Weathering Stain Silver**

Yakisugi “shou sugi ban” siding. The top layer of delicate soot has been gently brushed off, leaving a smooth and consistent surface. Suitable for exterior applications. Available burned both faces (S4S) for fencing or louver applications. A weathering stain is applied prior to shipment. Our weathering stain is designed to mimic the look of moisture-aged, silver wood. The initial silver pigment in the stain will wash off of the walls within the first several seasons, leaving them to turn a beautiful and unique gray-silver. The color will continue to change and patina over time. Delivered ready to install.

**Copy and Paste into Appropriate CSI Division**  
**SECTION 06 26 00 or 07 46 00**  
**CHARRED WOOD SIDING**



**Scan QR code for pricing, sustainability and other data**

Profile	Grade		
	Select	Premium Clear	Clear Vertical Grain
1 x 6 x 12 Shiplap	GA2618	GD2618	–
1 x 6 x 12 S3S Square Edge	GB2618	–	–
1 x 6 x 12 S4S Square Edge	GC2618	–	–
1 x 8 x 12 Shiplap	GE2618	–	–
1 x 8 x 12 S3S Square Edge	GF2618	–	–
1 x 2 x 12 S3S Square Edge	–	–	GG2618
5/4 x 2-1/2 x 12 S3S Square Edge	–	GH2618	–
5/4 x 2-1/2 x 12 S4S Square Edge	–	GI2618	–
5/4 x 5 x 12 S3S Square Edge	–	GJ2618	–
5/4 x 5 x 12 S4S Square Edge	–	GK2618	–
5/4 x 8 x 12 S3S Square Edge	GL2618	–	–

**Considerations**

- This patina siding product has a unique living finish.
- Designed to weather from pigmented silver to faded silver over time.
- Due to its composition, the factory silver stain can be uneven in color and tone, and can appear blotchy.
- Soot residue, caking, and erosion is unavoidable and will cause the finish to blemish, especially along board edges. This is a natural characteristic of this product.

**Patina Scale**



The Patina Scale has been developed by Nakamoto Forestry to approximate how its products will weather over time—from 0 (“less patina/more color longevity”) to 10 (“less color longevity/more patina”). However, every product weathers at a different rate due to local conditions, and the Patina Scale is intended as general guidance only, and is solely for informational purposes. Nakamoto Forestry makes no guarantees, representations, or warranties, express or implied, regarding the appearance or color longevity of its products after installation.

**Wood Grade**

**Select**



JAS “Small Knot” grade allows for up to 20 tight or 10 dead knots per 79” (2m) board length. Unlimited combination of heartwood and sapwood, pith allowed. Checks allowed to 1/16” as long as plank stability, weather-resistance, and cosmetics are not adversely affected.

**Premium Clear**



Premium Clear grade allows for up to 4 tight or 3 dead pinhole knots per 79” (2m) board length. Unlimited combination of heartwood and sapwood, no face pith allowed. Checks allowed to 1/16” as long as plank stability, weather-resistance, and cosmetics are not adversely affected.

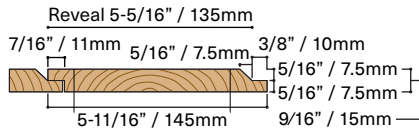


**Profiles and Dimensions**

(diagrams below are 20% actual size)

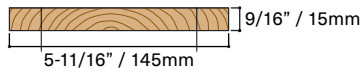
**1 x 6 x 12 Shiplap**

- Charred 3 sides
- 145-11/16" (3700mm) length
- 5.33 SF/piece



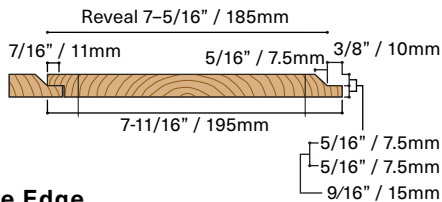
**1 x 6 x 12 S3S & S4S Square Edge**

- Charred 3 or 4 sides
- 145-11/16" (3700mm) length
- 5.75 SF/piece



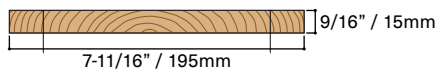
**1 x 8 x 12 Shiplap**

- Charred 3 sides
- 145-11/16" (3700mm) length
- 7.33 SF/piece



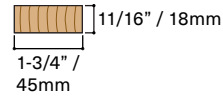
**1 x 8 x 12 S3S Square Edge**

- Charred 3 sides
- 145-11/16" (3700mm) length
- 7.75 SF/piece



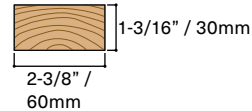
**1 x 2 x 12 S3S Square Edge**

- Charred 3 sides
- 145-11/16" (3700mm) length
- 1.77 SF/piece



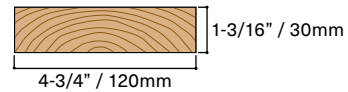
**5/4 x 2-1/2 x 12 S3S & S4S Square Edge**

- Charred 3 or 4 sides
- 145-11/16" (3700mm) length
- 2.4 SF/piece



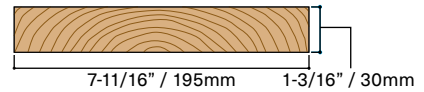
**5/4 x 5 x 12 S3S & S4S Square Edge**

- Charred 3 or 4 sides
- 145-11/16" (3700mm) length
- 4.81 SF/piece



**5/4 x 8 x 12 S3S Square Edge**

- Charred 3 sides
- 145-11/16" (3700mm) length
- 7.78 SF/piece



\*Dimensional shrinkage after manufacture is possible due to being a solid-sawn wood product.

**Prefinish**

Our silver weathering stain is based on the Cape Cod gray aesthetic and is for exterior applications only. It is designed to be a maintenance-free living finish that develops a bleached coastal patina over time. The stain has two components. One is the initial silver pigment designed to wash off. The second is a mineral that reacts with atmospheric moisture and tannic acid in the wood, to develop a bleached silver color.

**Prefinish Options**

Stained face only

\*S4S square edge profile is burned and stained on face and back

**Prefinish Color**

Silver

**Pressure-Treated Fire Retardant**

Not available

**Field Cuts**

Coat all field cuts and rips with touch up oil

**Species**

*Cryptomeria japonica*, a monotypic genus in the cypress family native to Japan. The Japanese name is "sugi", as in yakisugi and "shou sugi ban". In English it is colloquially called Japanese cedar.

**Manufacturer**

**Nakamoto Forestry North America**

Warehouse & Office (By Appt Only)

7320 NE 55th Ave.  
Portland Oregon 97218  
Tel. (503) 512-6780

**Installation Details**

**For installation instructions see:**

[nakamotoforestry.com/installation](http://nakamotoforestry.com/installation)

**Overage**

Please add a healthy overage ranging 15-25%, as shipping additional material can be expensive

**Fastening (Exterior)**

Two ring or screw-shank headed face nails or screws per furring strip within 1" of each edge

**Substrate (Exterior)**

Rigid furring maximum 16" on-center

**Installation Layout**

Vertical or horizontal, all profiles

**Fire Resistance**

Please inquire with our Sales team for current certifications and listings.

