

**Gendai Linseed Dark Gray**

Yakisugi “shou sugi ban” siding. The top layer of delicate soot has been gently brushed off, leaving a smooth, consistent and dark surface. A natural linseed oil prefinish is applied prior to shipment. Suitable for exterior applications. Available burned both faces for fencing or louver applications. Delivered ready to install.

Copy and Paste into Appropriate CSI Division  
**SECTION 06 26 00 or 07 46 00**  
**CHARRED WOOD SIDING**



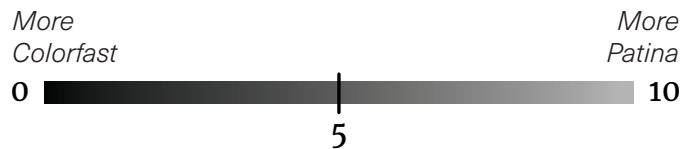
Scan QR code for pricing, sustainability and other data

Profile	Grade		
	Select	Premium Clear	Clear Vertical Grain
1 x 6 x 12 Shiplap	GA2135	GD2135	–
1 x 6 x 12 S3S Square Edge	GB2135	–	–
1 x 6 x 12 S4S Square Edge	GC2135	–	–
1 x 8 x 12 Shiplap	GE2135	–	–
1 x 8 x 12 S3S Square Edge	GF2135	–	–
1 x 2 x 12 S3S Square Edge	–	–	GG2135
5/4 x 2-1/2 x 12 S3S Square Edge	–	GH2135	–
5/4 x 2-1/2 x 12 S4S Square Edge	–	GI2135	–
5/4 x 5 x 12 S3S Square Edge	–	GJ2135	–
5/4 x 5 x 12 S4S Square Edge	–	GK2135	–
5/4 x 8 x 12 S3S Square Edge	GL2135	–	–

**Considerations**

- This product has a very dark and refined appearance.
- Soot residue, caking, and erosion is unavoidable and will cause the finish to blemish, especially along board edges. This is a natural characteristic of this product.

**Patina Scale**



The Patina Scale has been developed by Nakamoto Forestry to approximate how its products will weather over time—from 0 (“less patina/more color longevity”) to 10 (“less color longevity/more patina”). However, every product weathers at a different rate due to local conditions, and the Patina Scale is intended as general guidance only, and is solely for informational purposes. Nakamoto Forestry makes no guarantees, representations, or warranties, express or implied, regarding the appearance or color longevity of its products after installation.

**Wood Grade Select**



JAS “Small Knot” grade allows for up to 20 tight or 10 dead knots per 79” (2m) board length. Unlimited combination of heartwood and sapwood, pith allowed. Checks allowed to 1/16” as long as plank stability, weather-resistance, and cosmetics are not adversely affected.

**Premium Clear**



Premium Clear grade allows for up to 4 tight or 3 dead pinhole knots per 79” (2m) board length. Unlimited combination of heartwood and sapwood, no face pith allowed. Checks allowed to 1/16” as long as plank stability, weather-resistance, and cosmetics are not adversely affected.

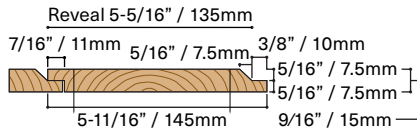


**Profiles and Dimensions**

(diagrams below are 20% actual size)

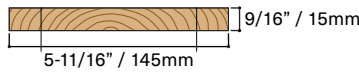
**1 x 6 x 12 Shiplap**

- Charred 3 sides
- 145-11/16" (3700mm) length
- 5.33 SF/piece



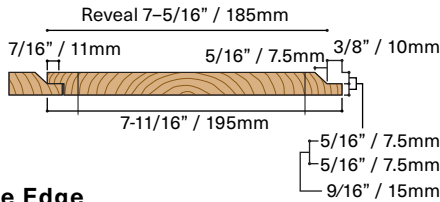
**1 x 6 x 12 S3S & S4S Square Edge**

- Charred 3 or 4 sides
- 145-11/16" (3700mm) length
- 5.75 SF/piece



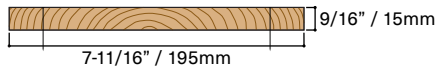
**1 x 8 x 12 Shiplap**

- Charred 3 sides
- 145-11/16" (3700mm) length
- 7.33 SF/piece



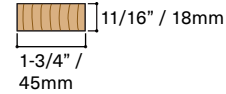
**1 x 8 x 12 S3S Square Edge**

- Charred 3 sides
- 145-11/16" (3700mm) length
- 7.75 SF/piece



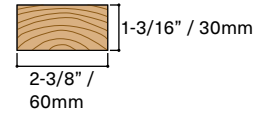
**1 x 2 x 12 S3S Square Edge**

- Charred 3 sides
- 145-11/16" (3700mm) length
- 1.77 SF/piece



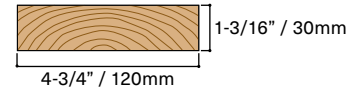
**5/4 x 2-1/2 x 12 S3S & S4S Square Edge**

- Charred 3 or 4 sides
- 145-11/16" (3700mm) length
- 2.4 SF/piece



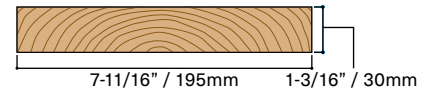
**5/4 x 5 x 12 S3S & S4S Square Edge**

- Charred 3 or 4 sides
- 145-11/16" (3700mm) length
- 4.81 SF/piece



**5/4 x 8 x 12 S3S Square Edge**

- Charred 3 sides
- 145-11/16" (3700mm) length
- 7.78 SF/piece



\*Dimensional shrinkage after manufacture is possible due to being a solid-sawn wood product.

**Prefinish**

The semi-transparent linseed oil stain is designed to balance raw, natural beauty with color longevity. It absorbs into the wood, conditioning and enhancing the grain. The linseed finish is an excellent choice for owners who want to enjoy the inherent beauty of the wood as it weathers. The siding can be left to patina or re-oiled at any time to freshen up the color.

**Prefinish Options**

1 coat + back oil: Coated on face and back only

**Prefinish Color**

Dark Gray

**Pressure-Treated Fire Retardant**

Not available

**Field Cuts**

Coat all field cuts and rips with touch up oil

**Species**

*Cryptomeria japonica*, a monotypic genus in the cypress family native to Japan. The Japanese name is "sugi", as in yakisugi and "shou sugi ban". In English it is colloquially called Japanese cedar.

**Manufacturer**

**Nakamoto Forestry North America**

Warehouse & Office (By Appt Only)

7320 NE 55th Ave.  
Portland Oregon 97218  
Tel. (503) 512-6780

**Installation Details**

**For installation instructions see:**

[nakamotoforestry.com/installation](http://nakamotoforestry.com/installation)

**Overage**

Please add a healthy overage ranging 15-25%, as shipping additional material can be expensive

**Fastening (Exterior)**

Two ring or screw-shank headed face nails or screws per furring strip within 1" of each edge

**Substrate (Exterior)**

Rigid furring maximum 16" on-center

**Installation Layout**

Vertical or horizontal, all profiles

**Fire Resistance**

ASTM E-84 Class B

