

**Gendai Alkyd Light Gray**

Yakisugi “shou sugi ban” siding and paneling. The top layer of delicate soot has been gently brushed off, leaving a smooth, consistent and dark surface. Two coats of a plant-derived architectural grade alkyd oil prefinish is applied prior to shipment. Suitable for exterior and interior applications. Available burned both faces (S4S) for fencing or louver applications. Delivered ready to install.

Copy and Paste into Appropriate CSI Division  
SECTION 06 26 00 or 07 46 00  
CHARRED WOOD [SIDING] [&] [PANELING]



Scan QR code for pricing, sustainability and other data

Profile	Grade		
	Select	Premium Clear	Clear Vertical Grain
1 x 6 x 12 Shiplap	GA2326	GD2326	–
1 x 6 x 12 S3S Square Edge	GB2326	–	–
1 x 6 x 12 S4S Square Edge	GC2326	–	–
1 x 8 x 12 Shiplap	GE2326	–	–
1 x 8 x 12 S3S Square Edge	GF2326	–	–
1 x 2 x 12 S3S Square Edge	–	–	GG2326
5/4 x 2-1/2 x 12 S3S Square Edge	–	GH2326	–
5/4 x 2-1/2 x 12 S4S Square Edge	–	GI2326	–
5/4 x 5 x 12 S3S Square Edge	–	GJ2326	–
5/4 x 5 x 12 S4S Square Edge	–	GK2326	–
5/4 x 8 x 12 S3S Square Edge	GL2326	–	–

**Considerations**

- Use a minimum amount of touch up oil and immediately wipe off residue to prevent glossy spots.
- Light gray color conceals fading better than other color options.
- Soot residue, caking, and erosion is unavoidable and will cause the finish to blemish, especially along board edges. This is a natural characteristic of this product.
- To prevent blocking between boards as well as abrasion blemishes, keep boards slip-sheeted until installation.

**Patina Scale**



The Patina Scale has been developed by Nakamoto Forestry to approximate how its products will weather over time—from 0 (“less patina/more color longevity”) to 10 (“less color longevity/more patina”). However, every product weathers at a different rate due to local conditions, and the Patina Scale is intended as general guidance only, and is solely for informational purposes. Nakamoto Forestry makes no guarantees, representations, or warranties, express or implied, regarding the appearance or color longevity of its products after installation.

**Wood Grade Select**



JAS “Small Knot” grade allows for up to 20 tight or 10 dead knots per 79” (2m) board length. Unlimited combination of heartwood and sapwood, pith allowed. Checks allowed to 1/16” as long as plank stability, weather-resistance, and cosmetics are not adversely affected.

**Premium Clear**



Premium Clear grade allows for up to 4 tight or 3 dead pinhole knots per 79” (2m) board length. Unlimited combination of heartwood and sapwood, no face pith allowed. Checks allowed to 1/16” as long as plank stability, weather-resistance, and cosmetics are not adversely affected.

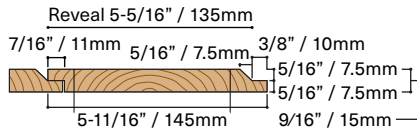


**Profiles and Dimensions**

(diagrams below are 20% actual size)

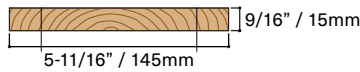
**1 x 6 x 12 Shiplap**

- Charred 3 sides
- 145-11/16" (3700mm) length
- 5.33 SF/piece



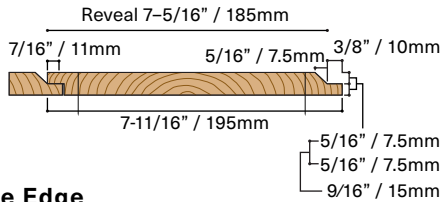
**1 x 6 x 12 S3S & S4S Square Edge**

- Charred 3 or 4 sides
- 145-11/16" (3700mm) length
- 5.75 SF/piece



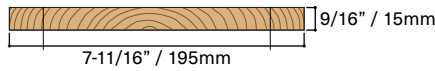
**1 x 8 x 12 Shiplap**

- Charred 3 sides
- 145-11/16" (3700mm) length
- 7.33 SF/piece



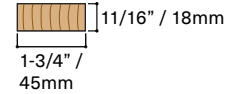
**1 x 8 x 12 S3S Square Edge**

- Charred 3 sides
- 145-11/16" (3700mm) length
- 7.75 SF/piece



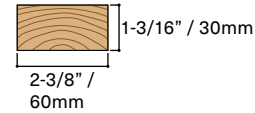
**1 x 2 x 12 S3S Square Edge**

- Charred 3 sides
- 145-11/16" (3700mm) length
- 1.77 SF/piece



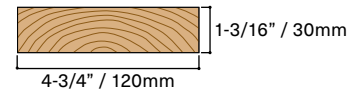
**5/4 x 2-1/2 x 12 S3S & S4S Square Edge**

- Charred 3 or 4 sides
- 145-11/16" (3700mm) length
- 2.4 SF/piece



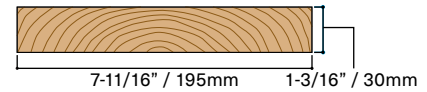
**5/4 x 5 x 12 S3S & S4S Square Edge**

- Charred 3 or 4 sides
- 145-11/16" (3700mm) length
- 4.81 SF/piece



**5/4 x 8 x 12 S3S Square Edge**

- Charred 3 sides
- 145-11/16" (3700mm) length
- 7.78 SF/piece



\*Dimensional shrinkage after manufacture is possible due to being a solid-sawn wood product.

**Prefinish**

The semi-solid alkyd oil stain is a permeable yet protective coating, with good texture and color. It is a very durable water-based stain, resistant to moisture and UV radiation. The alkyd oil stain is a great option for those who are looking for color consistency over natural patina. Soot residue, caking, and erosion is unavoidable and will cause the finish to blemish and fade, especially along board edges.

**Prefinish Options**

2 coats face: Coated on face and back only

**Prefinish Color**

Light Gray

**Pressure-Treated Fire Retardant**

Not available

**Field Cuts**

Coat all field cuts and rips with touch up oil

**Species**

*Cryptomeria japonica*, a monotypic genus in the cypress family native to Japan. The Japanese name is "sugi", as in yakisugi and "shou sugi ban". In English it is colloquially called Japanese cedar.

**Manufacturer**

**Nakamoto Forestry North America**

Warehouse & Office (By Appt Only)

7320 NE 55th Ave.  
Portland Oregon 97218  
Tel. (503) 512-6780

**Installation Details**

**For installation instructions see:**

[nakamotoforestry.com/installation](http://nakamotoforestry.com/installation)

**Overage**

Please add a healthy overage ranging 15-25%, as shipping additional material can be expensive

**Fastening (Exterior)**

Two ring or screw-shank headed face nails or screws per furring strip within 1" of each edge

**Substrate (Exterior)**

Rigid furring maximum 16" on-center

**Fastening (Interior)**

Tube adhesive and pin nails

**Substrate (Interior)**

Per design specifications

**Installation Layout**

Vertical or horizontal, all profiles

**Fire Resistance**

ASTM E-84 Class B

