



Aluminum Trim Profiles

Use these trims for a polished appearance, efficient installation and to achieve optimal durability. Nakamoto Forestry does not require the purchase of accessories as part of a lumber package. However, accessories used must meet our installation parameters and local code. Always follow manufacturer installation requirements. Extruded trims are not flashing and are not a moisture management system. They have a primarily cosmetic function and will not stop all water intrusion into the structure.

Exteriors must be properly sealed and flashed in a shingle fashion to prevent moisture intrusion and buildup. Always have a design professional review project installation parameters relative to your local building code and regional best practices for managing moisture and water vapor in your area.

- 6063-T5 0.050+/- 0.005" extruded aluminum from recycled sources
- Diagrams below are 1:2 scale

Low Profile Outside Corner

SKU# LA58B10

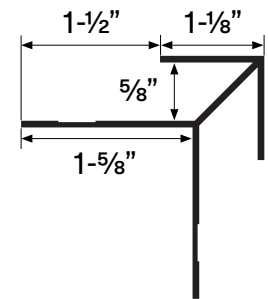
(Black)

SKU# LA58P10

(Primer White)

SPECIFICATIONS

- Factory-anodized black or primed white
- 5/8" channel
- 10' lengths



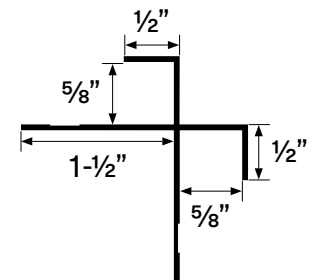
Reveal Open Outside Corner

SKU# RX58B10

(Black)

SPECIFICATIONS

- Factory-anodized black
- 5/8" channel
- 10' lengths



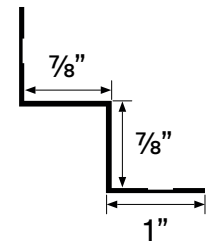
Inside Corner

SKU# IW34B10

(Black)

SPECIFICATIONS

- Factory-anodized black
- 10' lengths



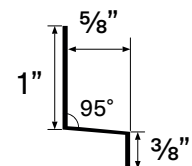
Horizontal Z-Bar

SKU# Z58B08

(Black)

SPECIFICATIONS

- Factory-anodized black
- 5/8" transition
- 8' lengths



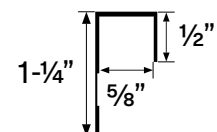
Standard J-Bar

SKU# J58B10

(Black)

SPECIFICATIONS

- Factory-anodized black
- 5/8" channel
- 10' lengths



Supplier

Nakamoto Forestry North America

Warehouse and Office (By Appt Only)
7320 NE 55th Ave.
Portland Oregon 97218
Tel. (503) 512-6780

Mailing and Billing
4110 SE Hawthorne Blvd. #190
Portland Oregon 97214

