



Installation Details

Overage

Please add a healthy overage ranging 15~20%, as shipping additional material can be expensive.

Fastening (Exterior)

Two ring or screw-shank headed face nails or screws per furring strip within 1" of each edge

Substrate (Exterior)

Rigid furring maximum 16" on-center

Fastening (Interior)

Tube adhesive and pin nails

Substrate (Interior)

Per design specifications

Installation Layout

Vertical or horizontal, all profiles

Dimensions & Grades Available

Select Grade				
SKU#	Profile	Length	Reveal	SF/pc
GA2311	6" Lap	145 11/16"***	5 5/16"	5.33
GB2311	6" S3S	145 11/16"	5 11/16"	5.75
GC2331	6" S4S	145 11/16"	5 11/16"	5.75
GE2311	8" Lap	145 11/16"	7 5/16"	7.33
GF2311	8" S3S	145 11/16"	7 11/16"	7.75
Premium Clear Grade				
SKU#	Profile	Length	Reveal	SF/pc
GD2311	6" Lap	145 11/16"	5 5/16"	5.33

** 72", 96", 120" lengths sometimes available

Prefinish Specifications

Prefinish Option	1 Coat Alkyd Oil
Prefinish Color	Black
Exterior Application	Yes
Interior Application	Yes
Back-Oiling Option	Available
2nd Coat Oil Option	Available
Shop-Applied Fire Retardant	Not available
Pressure Treated Fire Retardant	Select grade 1x6x12 shiplap only



Manufacturer

Nakamoto Forestry North America

Warehouse and Office (By Appt Only)

6400 SE 101st Ave Unit 2C & 3C
Portland Oregon 97266
Tel. (503) 512-6780

Mailing and Billing

4110 SE Hawthorne Blvd. #190
Portland Oregon 97214

Gendai with Alkyd Oil Prefinish BLACK (previous SKU# NM1702)

Yakisugi "shou sugi ban" siding and paneling. The top layer of delicate soot is lightly brushed off, leaving a smooth, consistent, and dark surface, and an oil prefinish is applied prior to shipment. Suitable for exterior and interior applications. Available burned both faces for fencing or louver applications. Delivered ready to install.

Product does not shed soot after installation

Copy and Paste into Appropriate CSI Division

SECTION 06 26 00 or 07 46 00

CHARRED WOOD [SIDING] [&] [PANELING]

Surface & Texture

Gendai is a surface with a silky smooth, brushed, undulating soot layer approximately 1/32" thick.

Species

Cryptomeria japonica, a monotypic genus in the Cypress family native to Japan. The Japanese name is "Sugi" (as in yakisugi and shou sugi ban), and in the West it is colloquially known as "Japanese Cedar".

Wood Grade

Select - JAS "Small Knot" grade allows for up to 20 tight or 10 dead knots per 79" (2m) board length. Unlimited combination of heartwood and sapwood, pith allowed. Checks allowed to 1/16" as long as plank stability, weather-resistance, and cosmetics are not adversely affected.

Premium Clear - JAS "Joko Mubushi" grade allows for up to 4 tight or 3 dead pinhole knots per 79" (2m) board length. Unlimited combination of heartwood and sapwood, no pith allowed. Checks allowed to 1/16" as long as plank stability, weather-resistance, and cosmetics are not adversely affected.

Fire Resistance

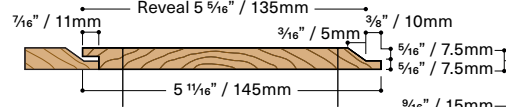
Gendai tests to ASTM E84 and UL723 Class B Flame Spread and Smoke Developed without fire retardant and Class A with fire retardant. Species tests to CAN/ULC S102-10 FS of 25 and SDC of 60 without fire retardant. Pressure treated fire retardant available in select grade 1x6x12 shiplap only. Acceptable for Calfire WUI zone exterior applications as cladding over a 60-minute Class A wall assembly.

Moisture Content

Air dried then kiln dried to 11~14% MC, but may fluctuate during transport or warehousing. Please acclimate on site for two weeks prior to installation.

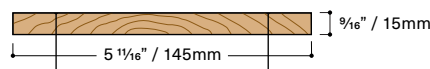
1x6 Shiplap Dimensions

- Nominal 1x6x12
- 5 5/16 inches (135mm) actual reveal
- 145 11/16 inches (3700mm) actual length
- 5.33 SF/piece



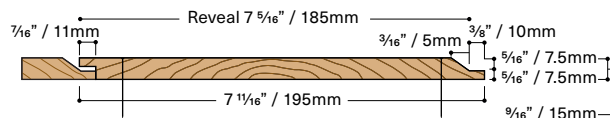
1x6 Square Edge Dimensions

- Nominal 1x6x12
- 5 1/16 inches (145mm) actual reveal
- 145 11/16 inches (3700mm) actual length
- 5.75 SF/piece



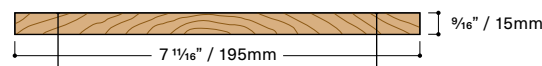
1x8 Shiplap Dimensions

- Nominal 1x8x12
- 7 5/16 inches (185mm) actual reveal
- 145 11/16 inches (3700mm) actual length
- 7.33 SF/piece



1x8 Square Edge Dimensions

- Nominal 1x8x12
- 7 1/16 inches (195mm) actual reveal
- 145 11/16 inches (3700mm) actual length
- 7.75 SF/piece



*Dimensional shrinkage after manufacture is possible due to being a solid-sawn wood product.

