

# NAKAMOTO FORESTRY

## SKU# NM2006 - Gendai with Linseed Oil LIGHT GRAY



### Installation Details

#### Overage

Please add a healthy overage ranging 15~20%, as shipping additional material can be very expensive.

#### Fastening (Exterior)

Two ring- or screw-shank headed face nails per furring strip within 1" of each edge

#### Substrate (Exterior)

Rigid furring minimum 16"OC

#### Fastening (Interior)

Tube adhesive and pin nails

#### Substrate (Interior)

Per design specifications

#### Interior Application Topcoat

On interior applications, after installation please apply a topcoat of oil-based polyurethane. The hard shell seal coat will seal in the factory-applied stain.

#### Installation Layout

Vertical or horizontal, all profiles

#### Dimensions & Grades Available

Select Grade			Premium Clear Grade	
6" Lap	6" S3S	8" S3S	6" Lap	

Profile	SF/pc	Length	Reveal	Thickness
6" Lap	5.33	145 11/16**	5 5/16"	9/16"
6" S3S	5.75	145 11/16**	5 11/16"	9/16"
8" S3S	7.75	145 11/16"	7 11/16"	9/16"

#### Prefinish Specifications

Prefinish Option	1 Coat Traditional Linseed Oil
Prefinish Color	Light Gray
Exterior Applications	Yes
Interior Applications	Yes
Back-Oiling Option	Available
2nd Coat Oil Option	Not available
Shop-Applied Fire Retardant	Available
Fire Retardant-Treated-Wood	Select grade shiplap only

#### Manufacturer

**Nakamoto Forestry North America**  
 Warehouse and Office (By Appt Only)  
 6400 SE 101st Ave Unit 2C & 3C  
 Portland Oregon 97266  
 Tel. (503) 512-6780  
 Mailing and Billing  
 4110 SE Hawthorne Blvd. #190  
 Portland Oregon 97214  
 Tel. (503) 512-6780

Yakisugi "shou sugi ban". The top layer of delicate soot is lightly brushed off, leaving a smooth, consistent, and dark surface, and an oil prefinish is applied prior to shipment. Suitable for exterior and interior applications. Delivered ready to install.

**Product does not shed soot after installation**

### Copy and Paste into Appropriate CSI Division

SECTION 06 26 00

CHARRED WOOD [SIDING] [&] [PANELING]

**SKU# NM2006** - The SKU indicates surface and prefinish combination only. Please specify SKU together with dimensional profile and wood grade when ordering.

#### Surface & Texture

Gendai is a surface with a silky smooth, brushed, undulating soot layer, approximately 1/32" thick.

#### Species

*Cryptomeria japonica*, a monotypic genus in the Cypress family native to Japan. The Japanese name is "Sugi" (as in yakisugi and shou sugi ban), and in the West it is colloquially known as "Japanese Cedar".

#### Wood Grade

**Select** - JAS "Small Knot" grade allows for up to 20 tight or 10 dead knots per 79" (2m) board length.

Unlimited combination of heartwood and sapwood, pith allowed. Checks allowed to 1/16" as long as plank stability, weather-resistance, and cosmetics are not adversely affected.

**Premium Clear** - JAS "Joko Mubushi" grade allows for up to 4 tight or 3 dead pinhole knots per 79" (2m) board length. Unlimited combination of heartwood and sapwood, no pith allowed. Checks allowed to 1/16" as long as plank stability, weather-resistance, and cosmetics are not adversely affected.

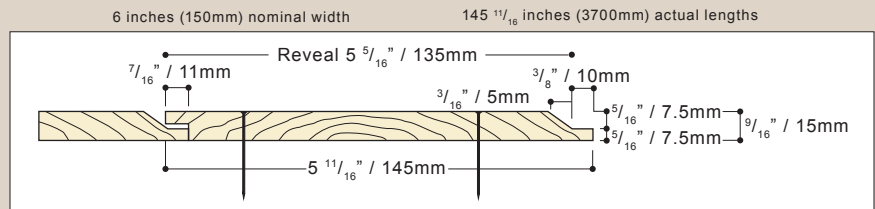
#### Fire Resistance

FRTW or shop-applied fire retardant pretreatment available to achieve CLASS A ASTM, UL, and CAN/ULC Flame Spread and Smoke Developed indices.

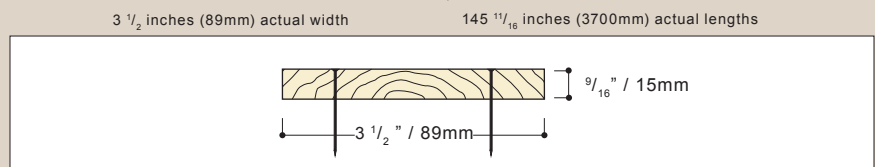
#### Moisture Content

Air dried then burnt to 11~14% MC, but may fluctuate during transport or warehousing. Please acclimate on site for two weeks prior to installation.

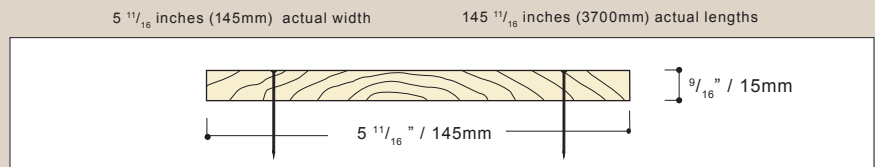
#### STANDARD GENDAI 1X6 SHIPLAP DIMENSIONS



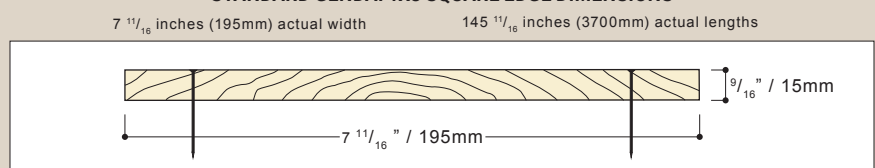
#### STANDARD GENDAI 1X4 SQUARE EDGE DIMENSIONS



#### STANDARD GENDAI 1X6 SQUARE EDGE DIMENSIONS



#### STANDARD GENDAI 1X8 SQUARE EDGE DIMENSIONS



\*Dimensional shrinkage after manufacture is possible due to being a solid-sawn wood product.

